

YAMAHA TENERE 700 '19-

M O U N T I N G I N S T R U C T I O N S

REF 3806

BEACK



1 Person



15 min



EASY



Nº 12

ALLEN

Nº 3

Nº 5

Nº 6

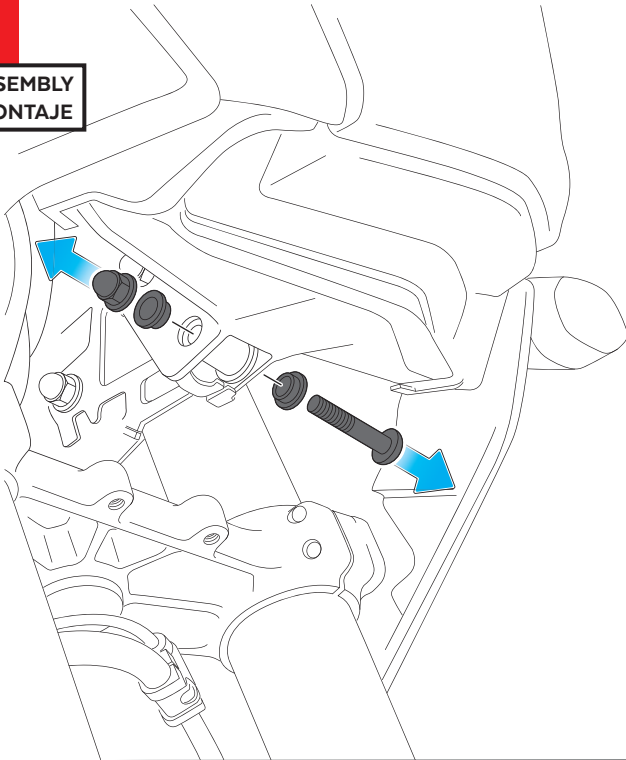
ID	PIEZA/PART	DESCRIPCIÓN	DESCRIPTION	QTY	REF
1		Pico	Beack	1	3806J
2		Soporte	Support	1	SOPORIP6---3806
3		Silentblock Ø9 x Ø6x8mm	Ø9 x Ø6x8mm silentblock	2	AROPASACABLES-3
4		Casquillo con valona Ø12 x Ø6,8x7,3	Ø12 x Ø6,8x7,3 bush with flange	2	CASQUI-1A---750
5		Tornillo Allen M5X16 Ø11 ISO 7380	M5X16 Ø11 ISO 7380 Allen screw	2	TORNI-I7380-493
6		Tapón tornillo M5 ISO 7380	M5 ISO 7380 Screw Cap	2	TAPON-----85
7		Tope de goma Ø3,7-3,8 x 3,2mm (se suministran montados)	Ø3,7-3,8 x 3,2mm bumper foot (supplied assembled)	4	TOPE--POF-40022
8		Tornillo M8X55 DIN912	M8X55 DIN912 Screw	1	TORNI-D912--631
9		Tuerca autoblocante M8	M8 Lock nut	1	TUEA-D985.8-M8-

YAMAHA TENERE 700 '19-

INSTRUCCIONES DE MONTAJE - MOUNTING INSTRUCTIONS - MONTAGEANLEITUNG

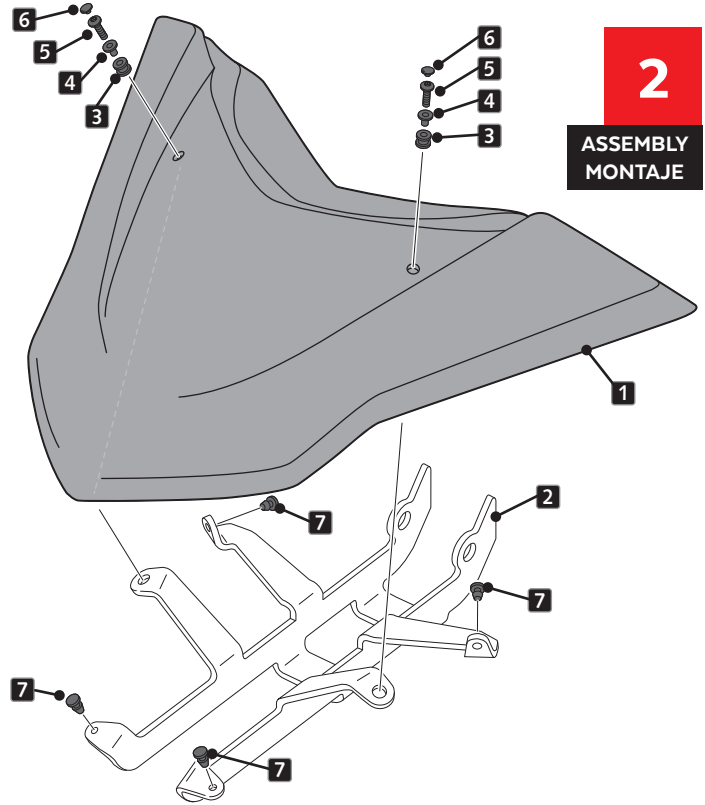
1

DISASSEMBLY
DESMONTAJE



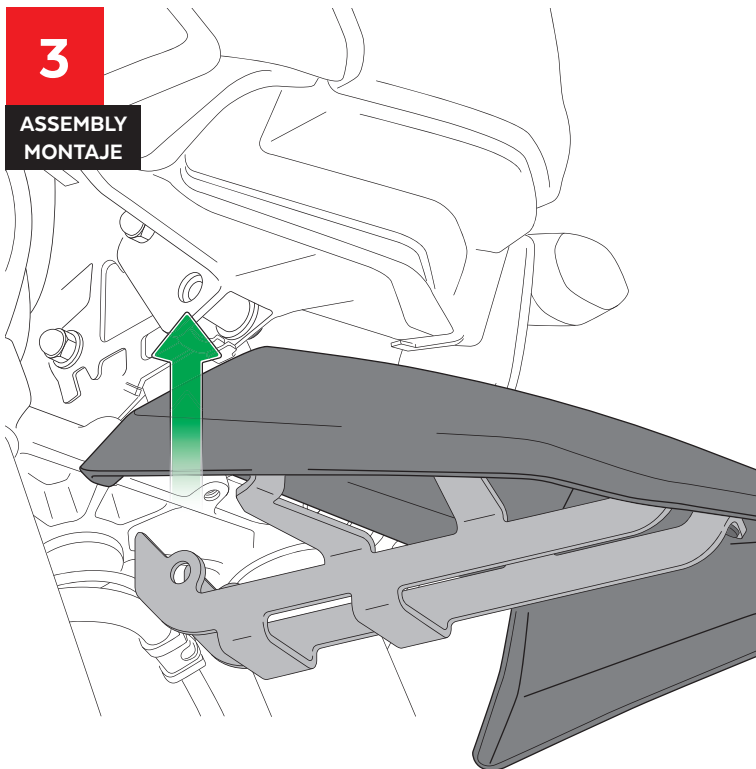
2

ASSEMBLY
MONTAJE



3

ASSEMBLY
MONTAJE



4

ASSEMBLY
MONTAJE

