

KTM 1290 SUPERADVENTURE R/S '21-

M O U N T I N G I N S T R U C T I O N S

REF 20422

TOURING SCREEN



| ID. | PIEZA/PART | DESCRIPCIÓN | DESCRIPTION | QTY. | REF.: |
|-----|------------|--|--|------|-----------------|
| 1 | | Cúpula TOURING | TOURING screen | 1 | 20422W/H/FM3 |
| 2 | | Tornillo especial M5x8 Long Hexagonal 25 (Rosca int M5x20) | M5x8 special screw hexagonal Lenght 25 | 2 | TORNI-EM5---732 |
| 3 | | Tornillo especial M5x8 Long Hexagonal 14 (Rosca int M5x13) | M5x8 special screw hexagonal Lenght 14 | 2 | TORNI-EC----597 |
| 4 | | Silentblock Ø9 xØ6 x8mm | Ø12xØ6x9 Silentblock | 4 | AROPASACABLES-3 |
| 5 | | Casquillo con valona Ø12xØ6,8x7,3 | Ø12xØ6,8x7,3 bush with flange | 4 | CASQUI-1A---750 |
| 6 | | Tornillo allen M5x16 Ø11 ISO 7380 | M5x16 Ø11 ISO 7380 allen Screw | 4 | TORNI-I7380-493 |
| 7 | | Tapón tornillo M5 ISO 7380 | M5 ISO7380 screw cap | 4 | TAPON-----85 |

* Algunos de los Componentes se suministran montados
Some components are supplied assembled

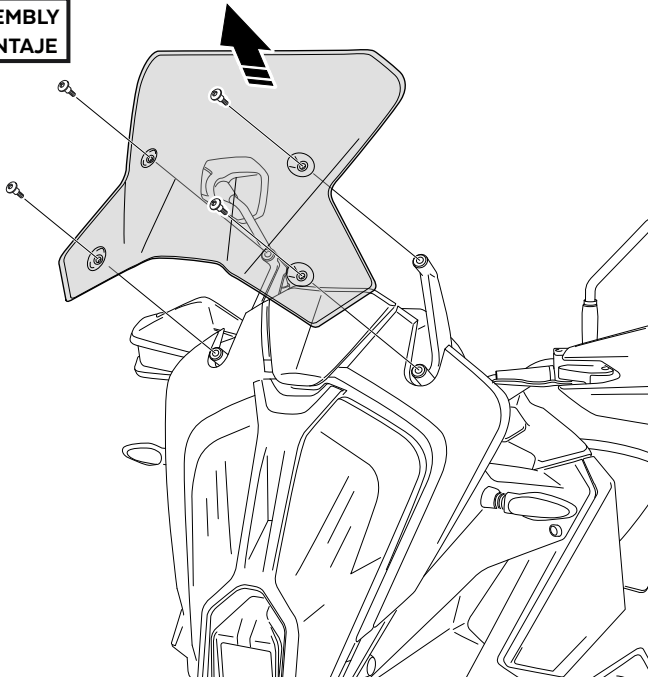
KTM 1290 SUPERADVENTURE R/S '21-

INSTRUCCIONES DE MONTAJE - MOUNTING INSTRUCTIONS - MONTAGEANLEITUNG

1

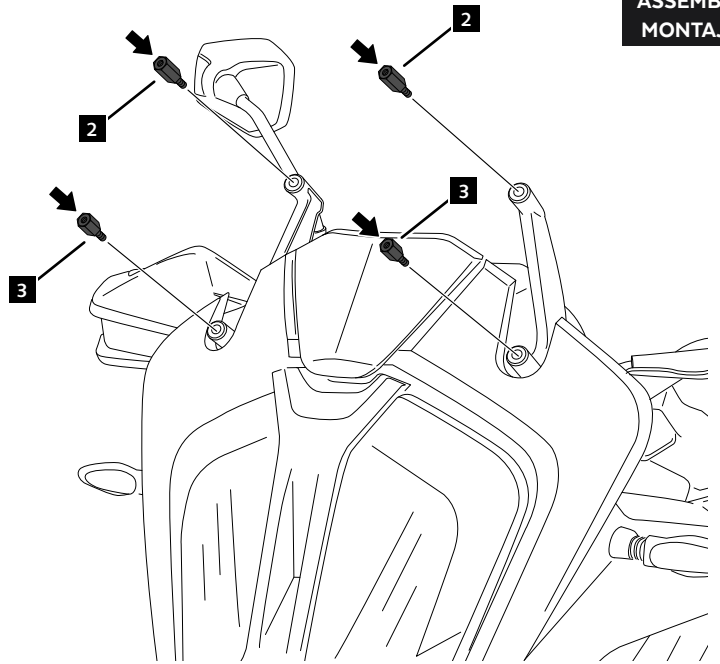
**DISASSEMBLY
DESMONTAJE**

A Tornillería original
Original screws



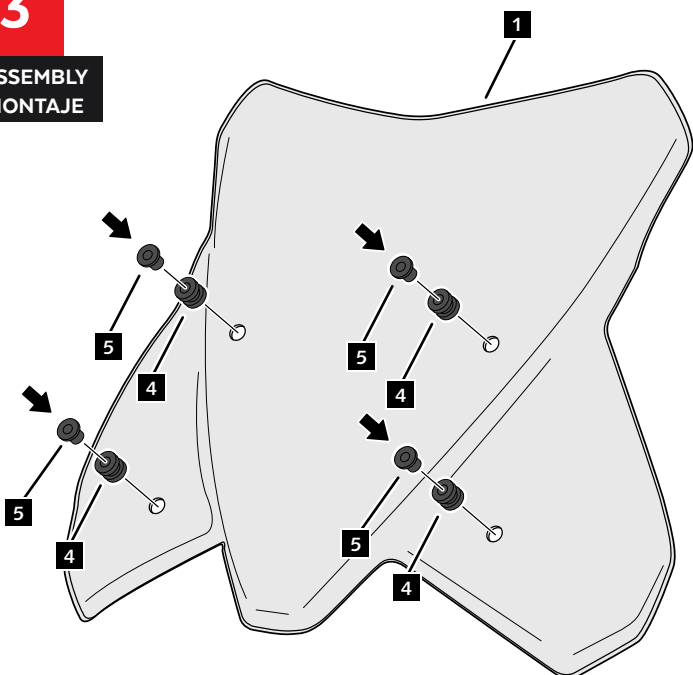
2

**ASSEMBLY
MONTAJE**



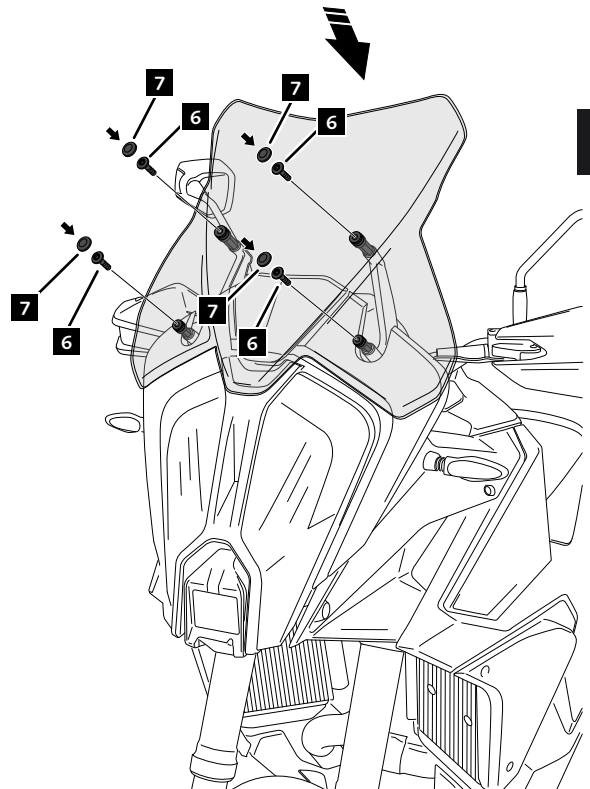
3

**ASSEMBLY
MONTAJE**



4

**ASSEMBLY
MONTAJE**



VISERA MULTIREGULABLE MULTI-ADJUSTABLE VISOR

INSTRUCCIONES DE MONTAJE - MOUNTING INSTRUCTIONS - MONTAGEANLEITUNG

TIPO/TYPER C - TIPO/TYPER C - TIPO/TYPER C

