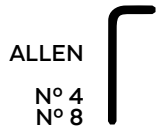


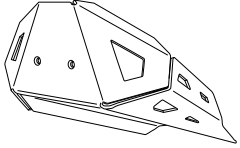
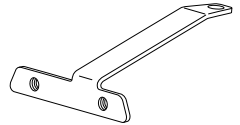





BENELLI TRK 702 / 702X

M O U N T I N G I N S T R U C T I O N S

REF 21830

PROTECTOR DE CÁRTER / OIL-CARTER GUARD



ID	PIEZA/PART	DESCRIPCIÓN	DESCRIPTION	QTY	REF
1		Protector de aluminio	Aluminum protection plate	1	SOPOR2P2PN21830
2		Soporte	Support	1	SOPOR2P2-N21830
3		Amortiguador antivibratorio Silentblock Ø20x20 (M6x08, int M6x6)	Anti vibration damper silentblock Ø20x20 (M6x08, int M6x6)	4	SILENTBLOCK-526
4		Tornillo M6 x8 DIN7991	M6 x8 DIN7991 Screw	4	TORNI-D7991-918
5		Tornillo M6 x16 DIN7991	M6 x16 DIN7991 Screw	2	TORNI-D7991-544
6		Tornillo M10x30 DIN 912	M10x30 DIN912 Screw	1	TORNI-D912--924
7		Tuerca M10 Autoblocante	M10 lock nut	1	TUEA-D985.8-M10

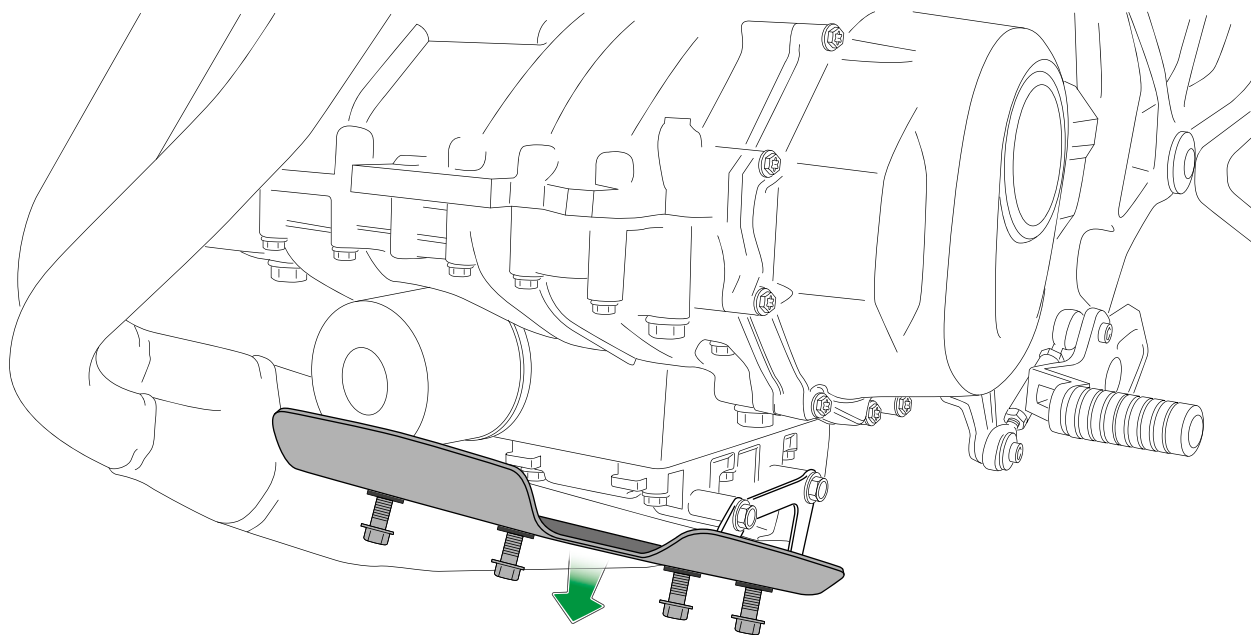
* Algunos componentes se suministran montados.
Some components are supplied assembled.

BENELLI TRK 702 / 702X

INSTRUCCIONES DE MONTAJE - MOUNTING INSTRUCTIONS - MONTAGEANLEITUNG

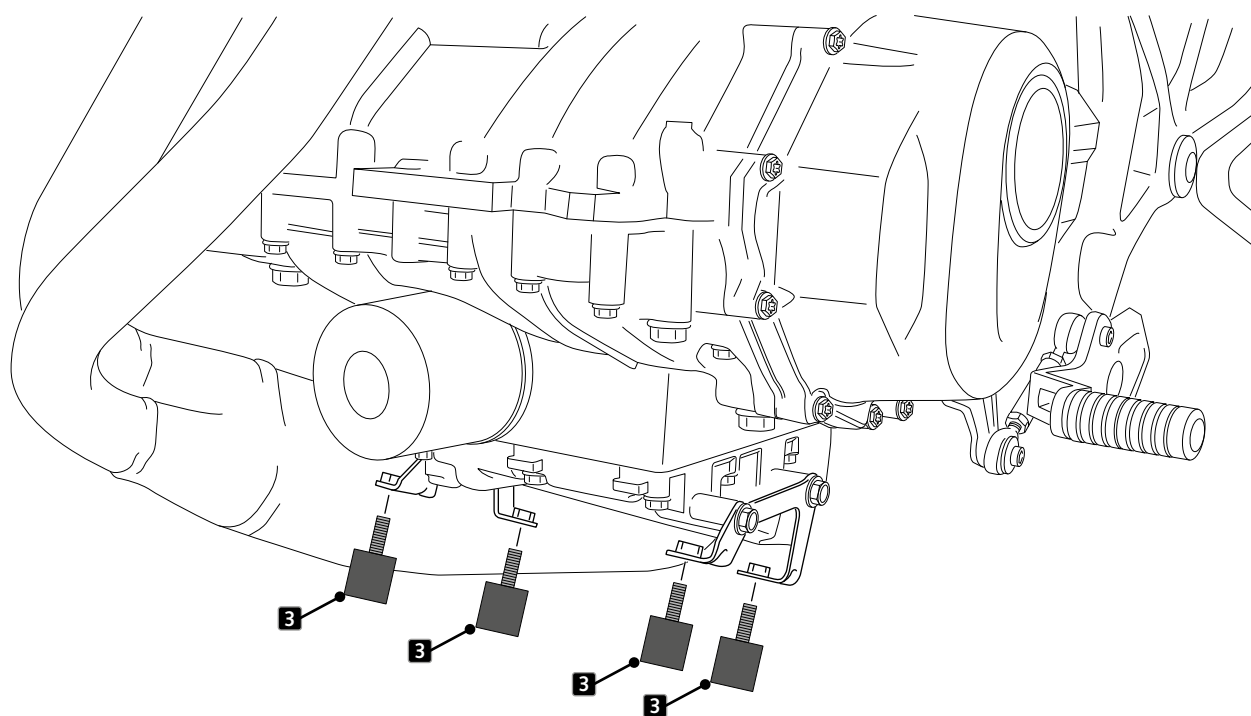
1

DISASSEMBLY
DESMONTAJE



2

ASSEMBLY
MONTAJE

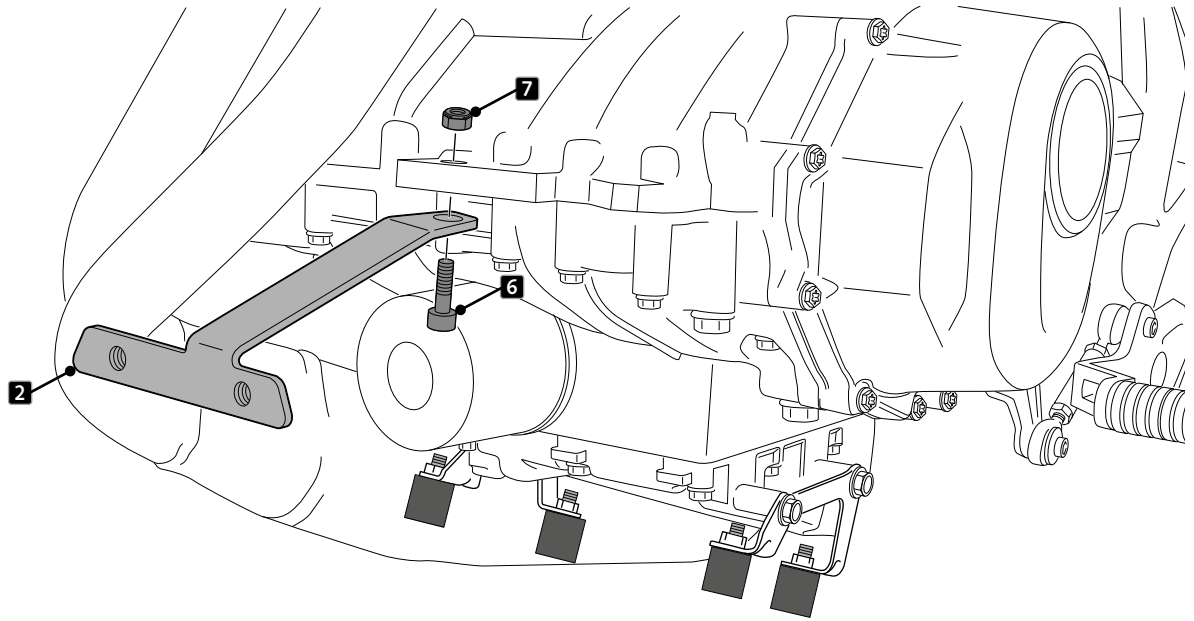


BENELLI TRK 702 / 702X

INSTRUCCIONES DE MONTAJE - MOUNTING INSTRUCTIONS - MONTAGEANLEITUNG

3

ASSEMBLY
MONTAJE



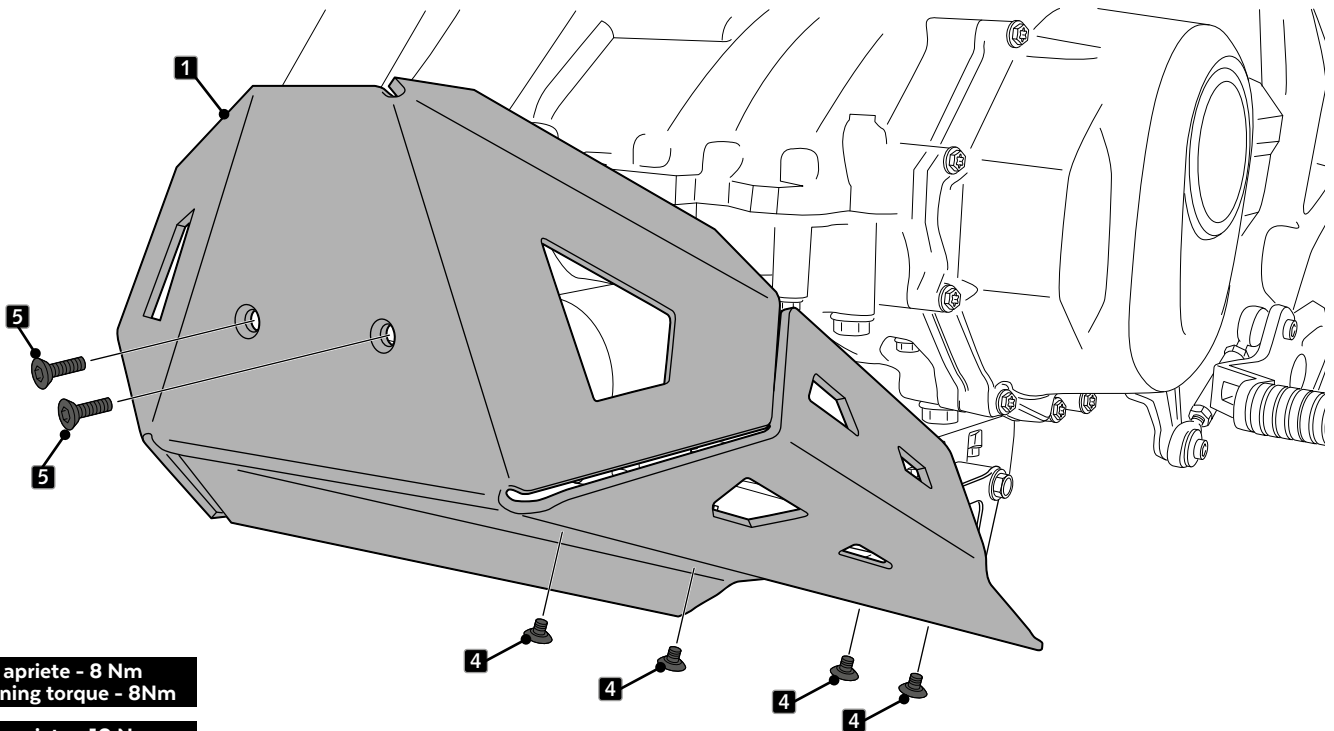
ID-6



Par de apriete - 25 Nm
Tightening torque - 25Nm

4

ASSEMBLY
MONTAJE



ID-4



Par de apriete - 8 Nm
Tightening torque - 8Nm

ID-5



Par de apriete - 10 Nm
Tightening torque - 10Nm