

# HONDA CBR 600RR '07-'16

## M O U N T I N G I N S T R U C T I O N S

REF 20121N

TAPAS LATERAL IZQUIERDO / LEFT SIDE COVERS



1 Person

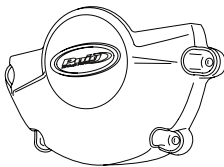
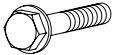


30 min



EASY



ID.	PIEZA / PART	DESCRIPCIÓN	DESCRIPTION	QTY.	REF.:
1		Tapa izquierda	Left cover	1	PT-H04.1
2		Tornillo M6x35 DIN6921	M6x35 DIN6921 screw	4	-

**CONSULTAR EN NUESTRA PAGINA WEB LA DISPONIBILIDAD DEL VIDEO DE MONTAJE DE ESTA REFERENCIA.  
CONSULT OUR WEBSITE THE VIDEO MOUNT AVAILABILITY OF THIS REFERENCE.**



# HONDA CBR 600RR '07-'16

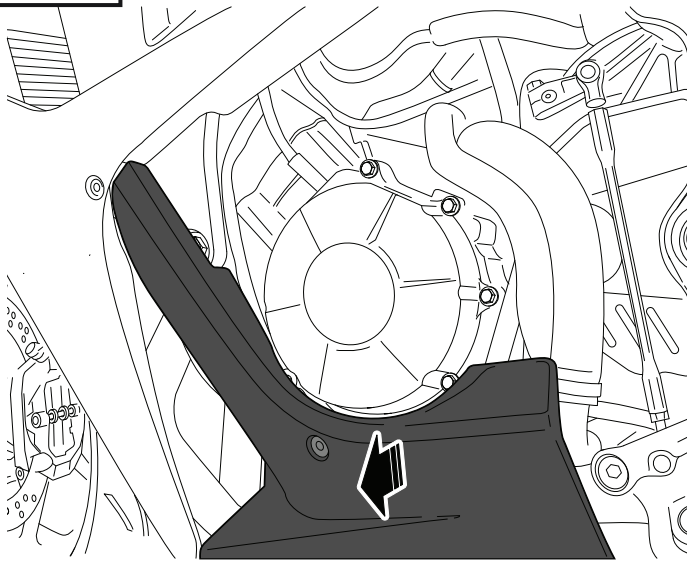
REF 20121N

INSTRUCCIONES DE MONTAJE - MOUNTING INSTRUCTIONS - MONTAGEANLEITUNG

**1**

**DISASSEMBLY  
DESMONTAJE**

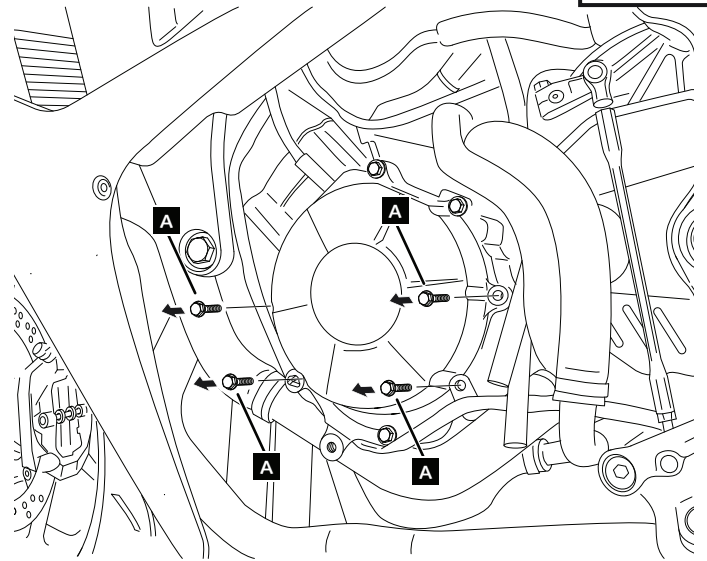
**DESMONTAR EL CARENADO /  
REMOVE THE COVER**



**2**

**DISASSEMBLY  
DESMONTAJE**

**A** Tornillería original  
Original screws



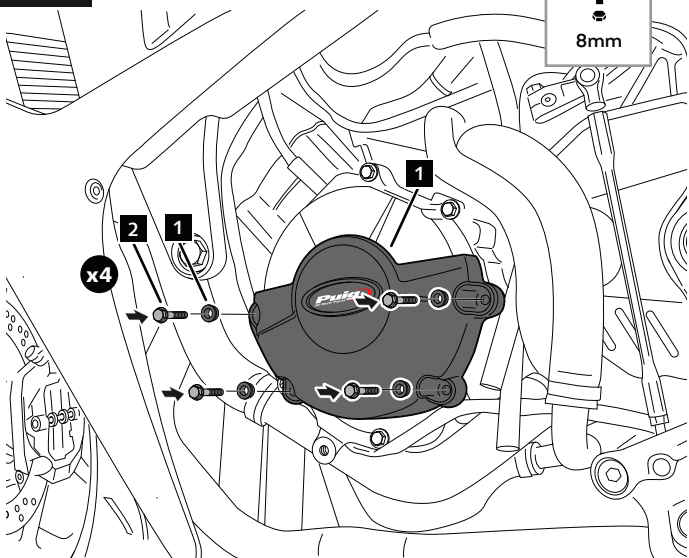
**3**

**ASSEMBLY  
MONTAJE**

TUBE



8mm

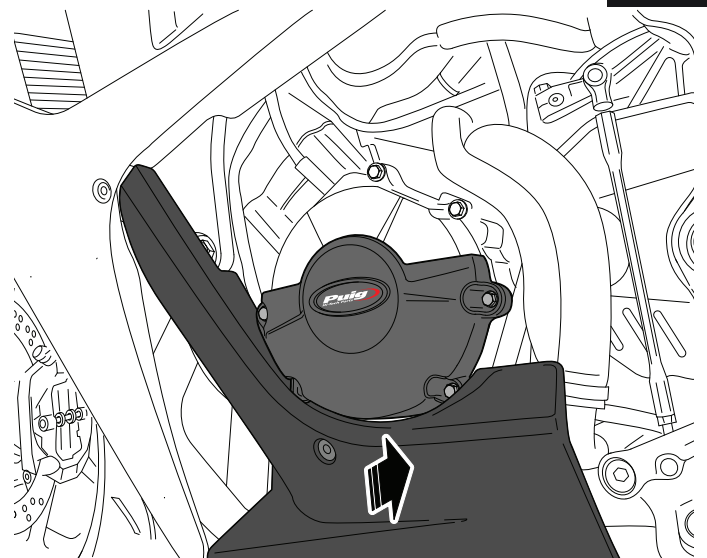


**2** 12,00 N/m - Par de apriete  
8,85 lbf/ft - Tightening torque

**4**

**ASSEMBLY  
MONTAJE**

**MONTAR EL CARENADO /  
ASSEMBLE THE COVER**



# HONDA CBR 600RR '07-'16

## MOUNTING INSTRUCTIONS

REF 20121N

TAPAS LATERAL DERECHO / RIGHT SIDE COVERS



1 Person



30 min



EASY



ID.	PIEZA / PART	DESCRIPCIÓN	DESCRIPTION	QTY.	REF.:
1		Tapa derecha	Right cover	1	PT.H04.3
2		Tapa derecha	Right cover	1	PT.H04.2
3		Tornillo M6x35 DIN6921	M6x35 DIN6921 screw	7	-

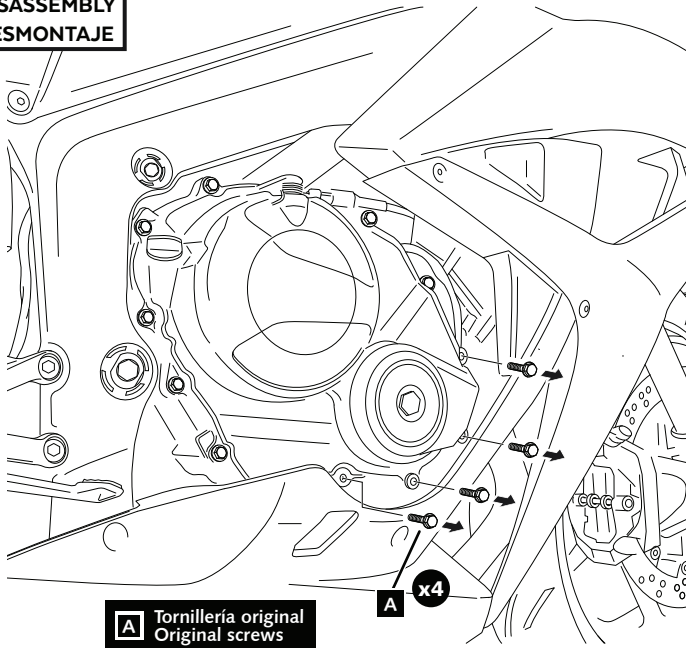
# HONDA CBR 600RR '07-'16

REF 20121N

INSTRUCCIONES DE MONTAJE - MOUNTING INSTRUCTIONS - MONTAGEANLEITUNG

**1**

**DISASSEMBLY  
DESMONTAJE**

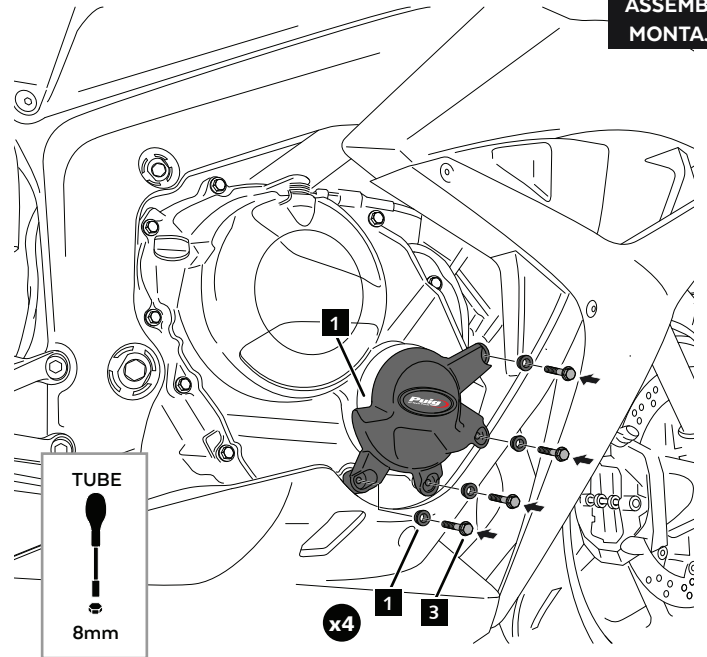


**A** Tornillería original  
Original screws

**2**

**ASSEMBLY  
MONTAJE**

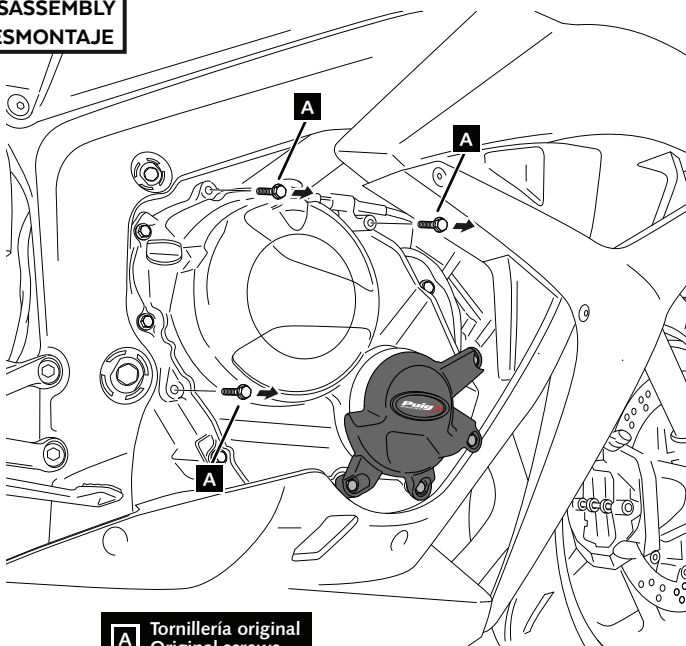
**3** 12,00 N/m - Par de apriete  
8,85 lbf/ft - Tightening torque



**TUBE**  
  
8mm

**3**

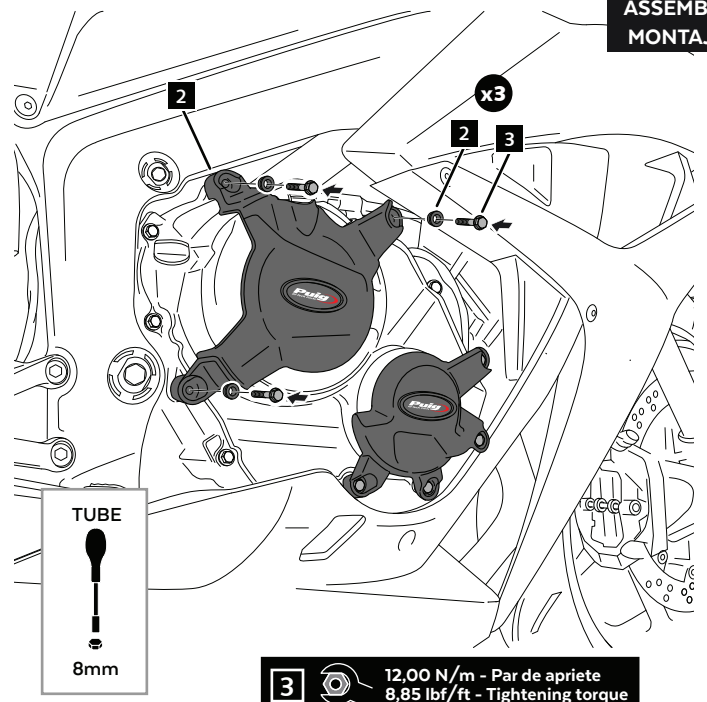
**DISASSEMBLY  
DESMONTAJE**



**A** Tornillería original  
Original screws

**4**

**ASSEMBLY  
MONTAJE**



**TUBE**  
  
8mm

**3** 12,00 N/m - Par de apriete  
8,85 lbf/ft - Tightening torque