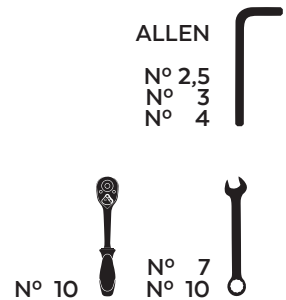


# YAMAHA YZF-R1 '15-

REF 20297

**ALERONES LATERALES "DOWNFORCE" / SIDE SPOILER DOWNFORCE / SEITENFLÜGEL DOWNFORCE**



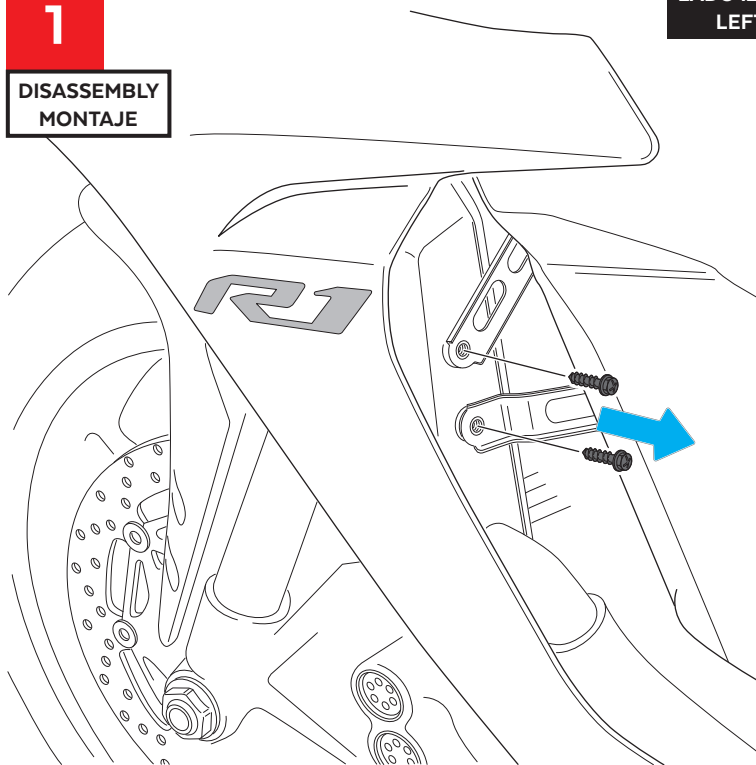
| ID | PIEZA/PART | DESCRIPCIÓN  | DESCRIPTION   | QTY | REF             |
|----|------------|--|---|-----|-----------------|
| 1  |            | Base alerón derecha  | Right main plain spoiler                                      | 1   | 10765           |
| 2  |            | Winglet negro/azul/rojo/naranja/verde derecho                          | Winglet right black/blue/red/orange/green                     | 1   | 10629N/A/R/T/V  |
| 3  |            | Base alerón izquierda  | Left main plain spoiler                                       | 1   | 10765           |
| 4  |            | Winglet negro/azul/rojo/naranja/verde izquierdo                        | Winglet Left black/blue/red/orange/green                      | 1   | 10629N/A/R/T/V  |
| 5  |            | Soporte metálico derecho R●  | Right R● metal suport   | 1   | SOP4PI-R1-20297 |
| 6  |            | Soporte metálico derecho R●●   | Right R●● metal suport  | 1   | SOP4PI-R2-20297 |
| 7  |            | Soporte metálico izquierdo L●  | Left L● metal suport  | 1   | SOP4PI-L1-20297 |
| 8  |            | Soporte metálico izquierdo L●●   | Left L●● metal suport   | 1   | SOP4PI-L2-20297 |
| 9  |            | Tuerca autoblocante M4   | M4 Locking nut  | 4   | TUERCAE985-0290 |
| 10 |            | Arandela de goma Ø4,5 x Ø11 x 2mm                                      | Ø4,5 x Ø11 x 2mm Rubber washer                                | 4   | ARAND-EPDM--722 |
| 11 |            | Arandela de nylon M4x0,5   | M4x0,5 Nylon washer   | 8   | ARNV00000000311 |
| 12 |            | Tuerca de clip M5  | M5 clip nut   | 2   | TUERCA-TRT-M5-- |
| 13 | *          | Tornillo Allen M5x25 Ø11 ISO 7380                                      | M5x25 Ø11 ISO 7380 Allen screw                                | 2   | TORNI-I7380-766 |
| 14 | *          | Casquillo Ø14 x Ø8,5 x 12  | Ø14 x Ø8,5 x 12 Arrowhead                                     | 2   | CASQUI-M----769 |
| 15 | **         | Tornillo Allen M5x20 Ø11 ISO 7380                                      | M5x20 Ø11 ISO 7380 Allen screw                                | 2   | TORNI-I7380_730 |
| 16 | **         | Casquillo Ø14 x Ø8,5 x 6   | Ø14 x Ø8,5 x 6 Arrowhead                                      | 2   | CASQUI-----776  |
| 17 |            | Separador de silicona Ø12,5 x 4 (se suministra montado con la pieza 5) | Ø12,5 x 4 silicon spacer (supplied already mounted on item 5) | 1   | TOPE-PA12,7X3,5 |
| 18 |            | Arandela de nylon M5x1   | M5x1 Nylon washer   | 4   | ARNV00000000245 |
| 19 |            | Tornillo Allen M5x11 Ø11 ISO 7380                                      | M5x11 Ø11 ISO 7380 Allen screw                                | 4   | TORNI-AI----520 |
| 20 |            | Tornillo Allen M4x12 Ø9 ISO 7380                                       | M4x12 Ø9 ISO 7380 Allen screw                                 | 4   | TORNI-I7380-800 |
| 21 |            | Tapón tornillo Allen M5 ISO 7380                                       | M5 ISO 7380 Allen screw cap                                   | 4   | TAPON-----85    |

# YAMAHA YZF-R1 '15-

INSTRUCCIONES DE MONTAJE - MOUNTING INSTRUCTIONS - MONTAGEANLEITUNG

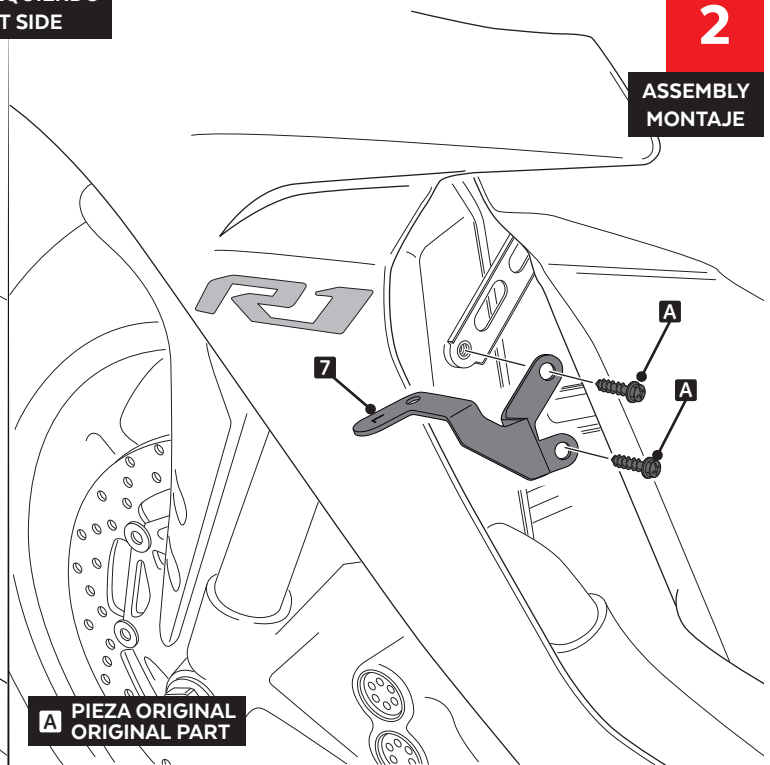
**1**

DISASSEMBLY  
MONTAJE



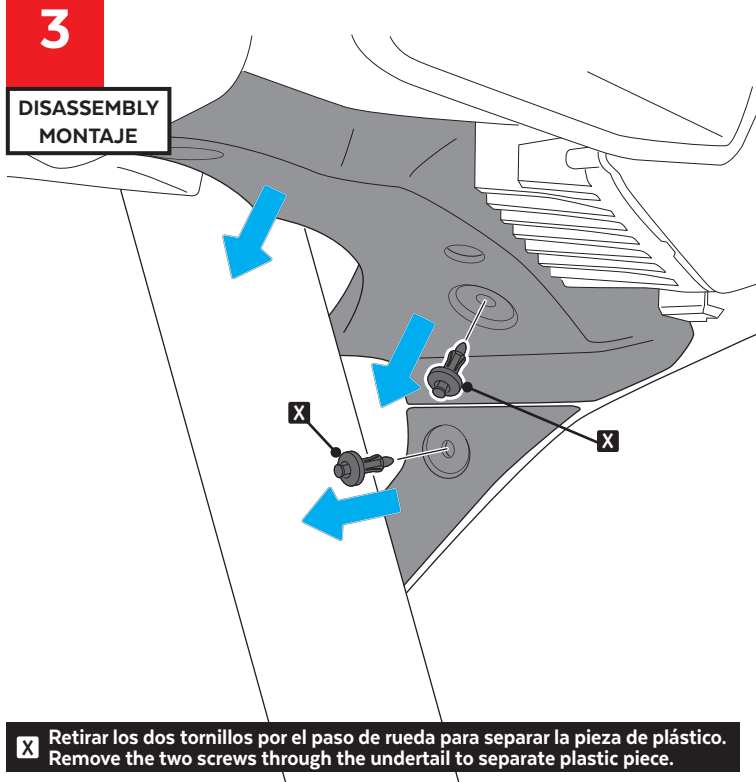
**2**

ASSEMBLY  
MONTAJE



**3**

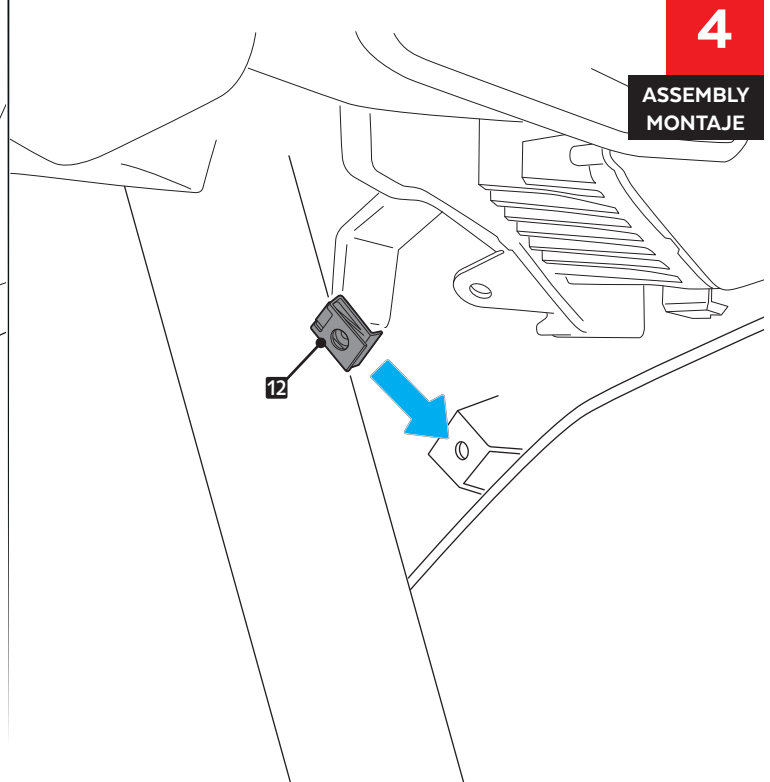
DISASSEMBLY  
MONTAJE



**X** Retirar los dos tornillos por el paso de rueda para separar la pieza de plástico.  
Remove the two screws through the undertail to separate plastic piece.

**4**

ASSEMBLY  
MONTAJE

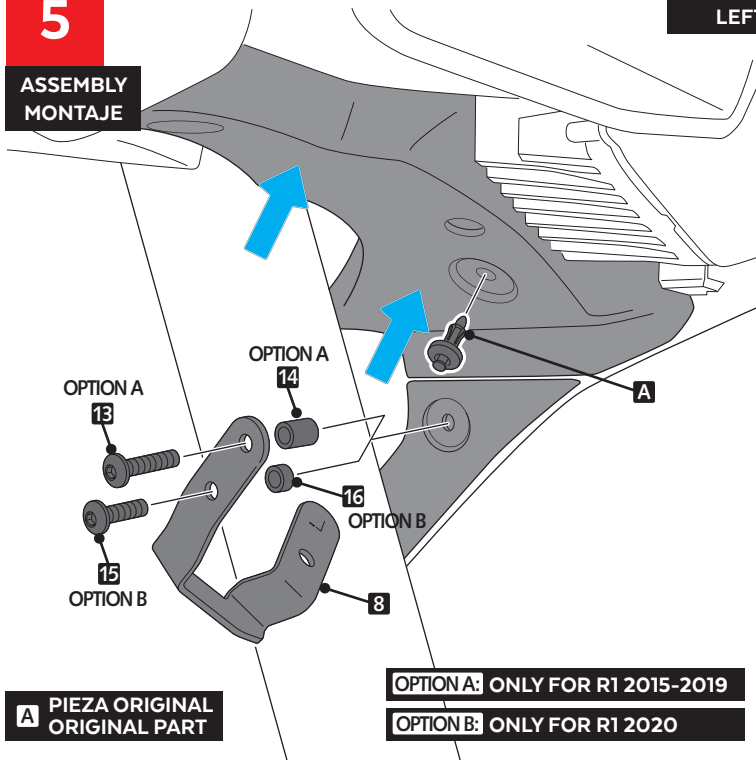


# YAMAHA YZF-R1 '15-

INSTRUCCIONES DE MONTAJE - MOUNTING INSTRUCTIONS - MONTAGEANLEITUNG

**5**

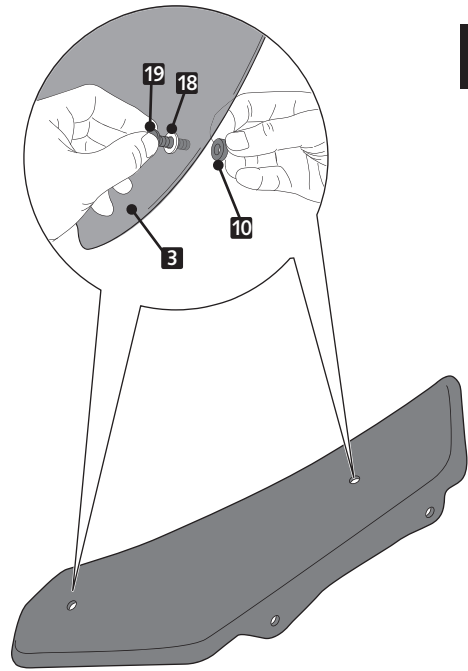
ASSEMBLY  
MONTAJE



LADO IZQUIERDO  
LEFT SIDE

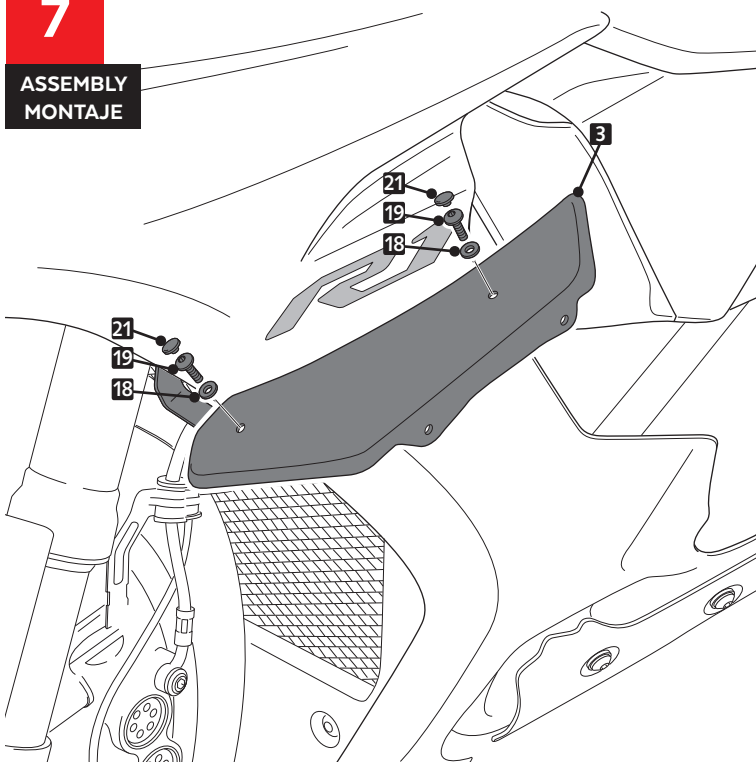
**6**

ASSEMBLY  
MONTAJE



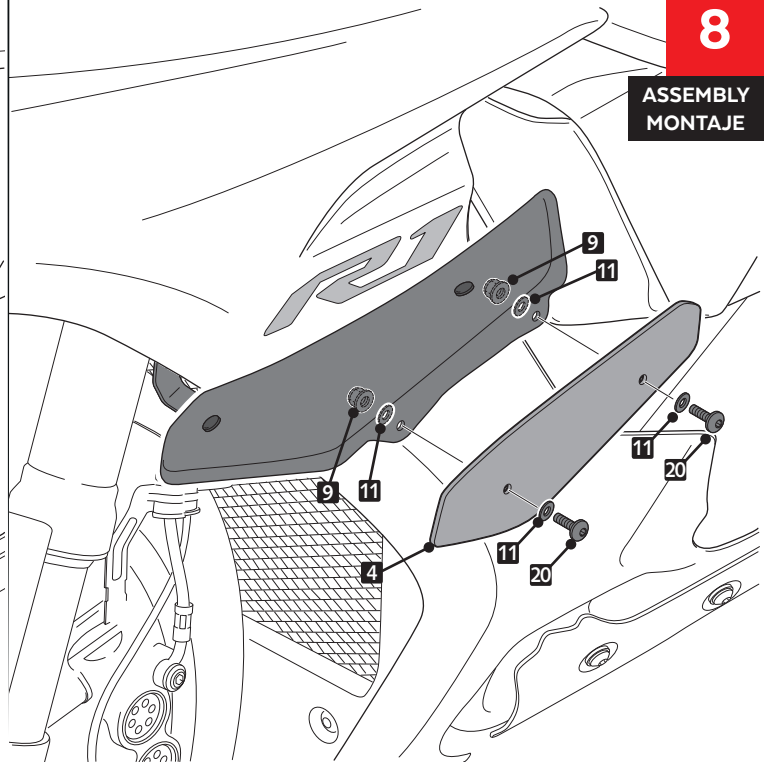
**7**

ASSEMBLY  
MONTAJE



**8**

ASSEMBLY  
MONTAJE

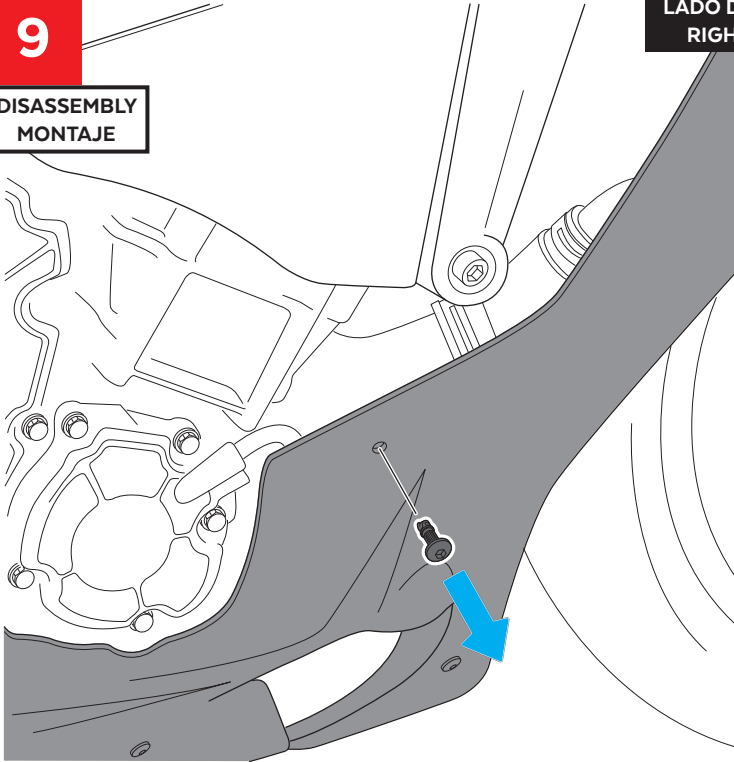


# YAMAHA YZF-R1 '15-

INSTRUCCIONES DE MONTAJE - MOUNTING INSTRUCTIONS - MONTAGEANLEITUNG

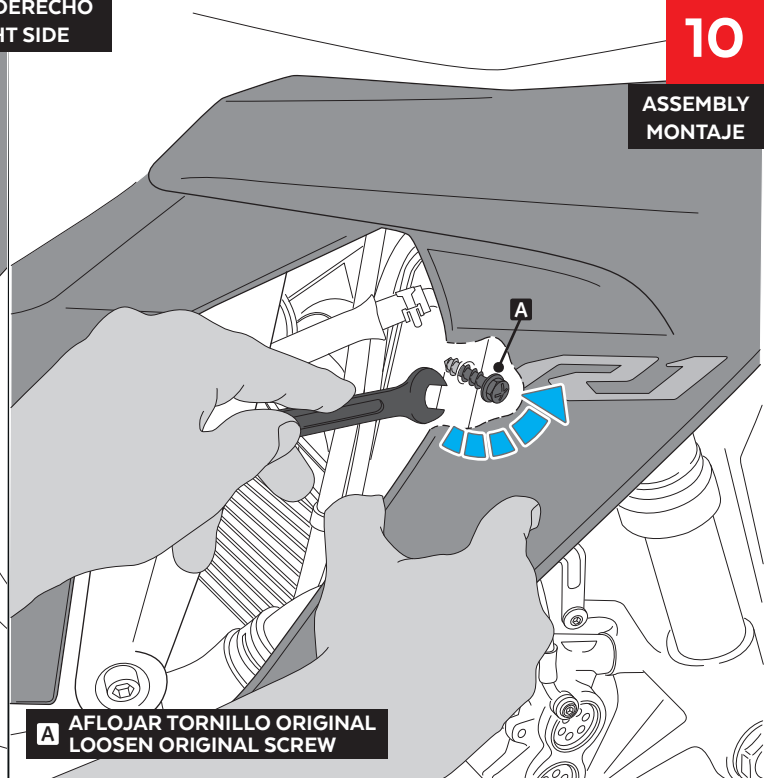
**9**

DISASSEMBLY  
MONTAJE



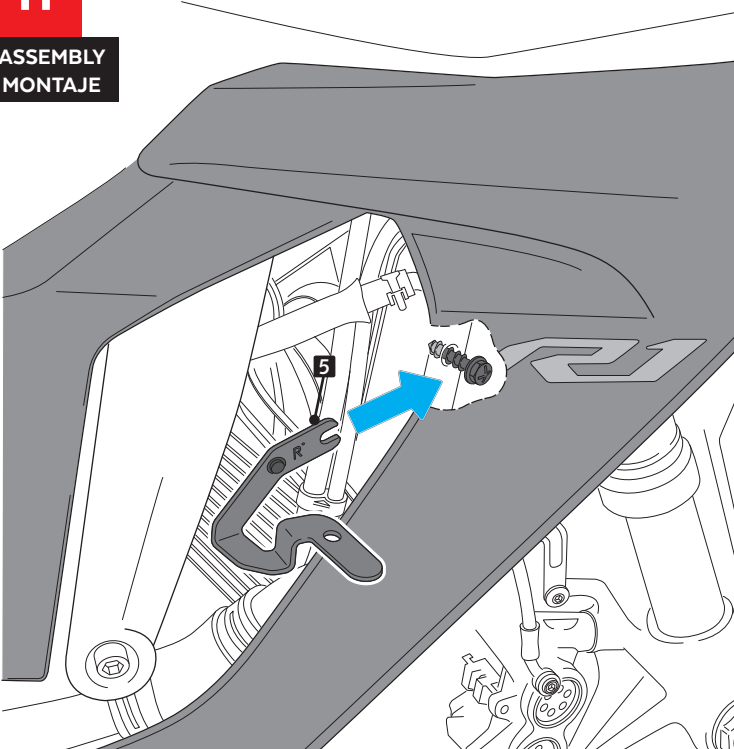
**10**

ASSEMBLY  
MONTAJE



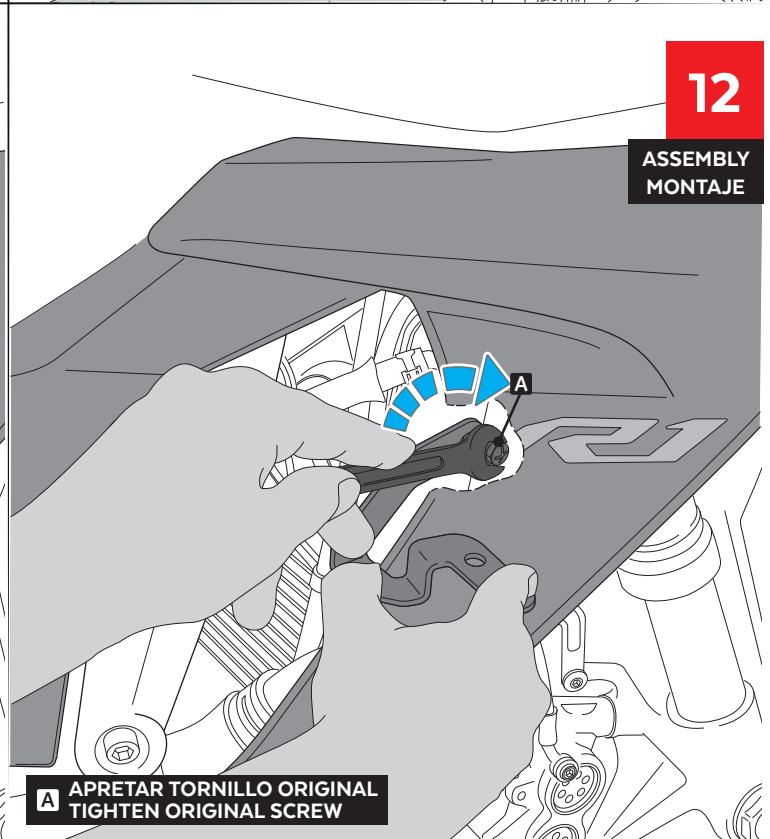
**11**

ASSEMBLY  
MONTAJE



**12**

ASSEMBLY  
MONTAJE

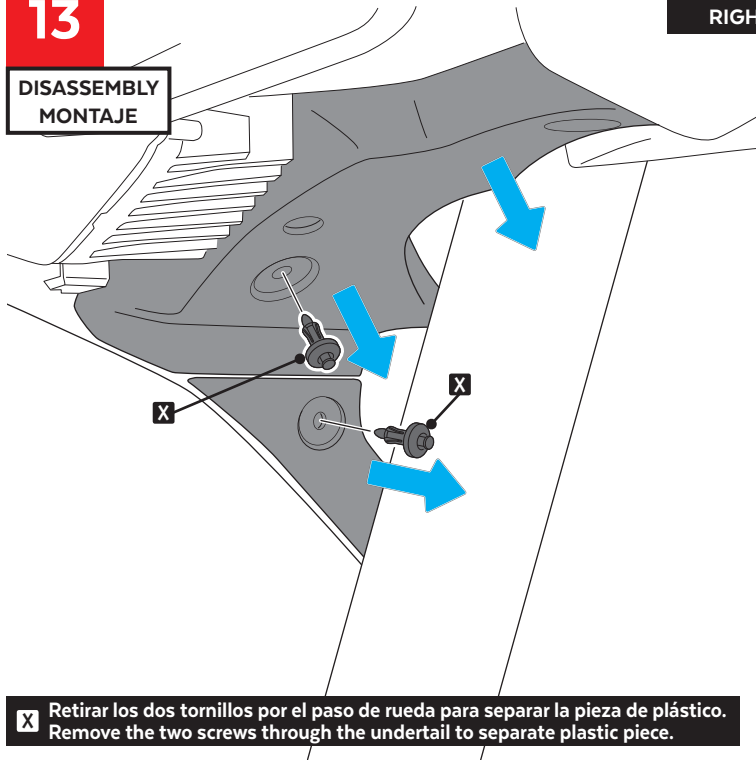


# YAMAHA YZF-R1 '15-

INSTRUCCIONES DE MONTAJE - MOUNTING INSTRUCTIONS - MONTAGEANLEITUNG

**13**

DISASSEMBLY  
MONTAJE

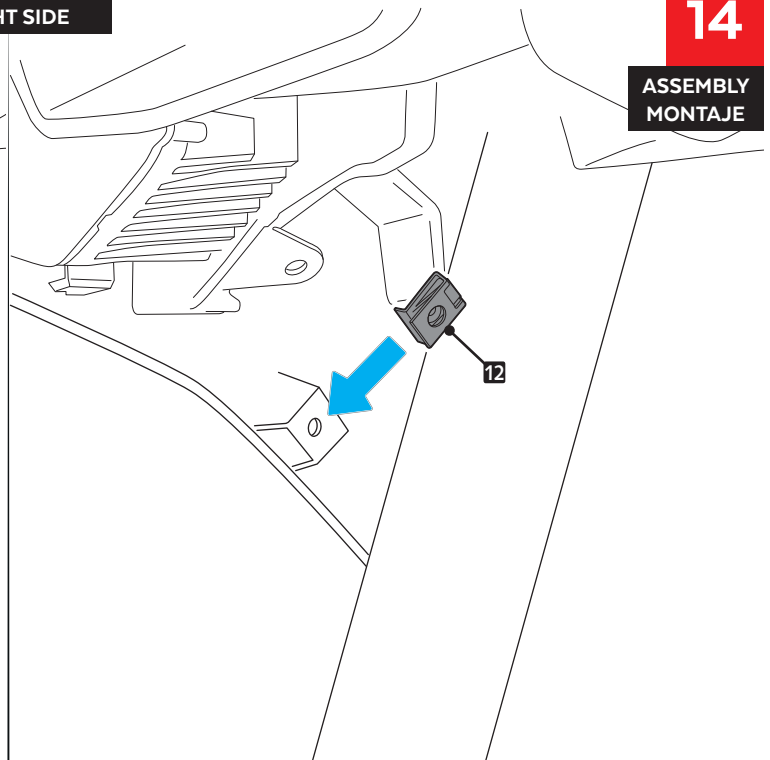


**X** Retirar los dos tornillos por el paso de rueda para separar la pieza de plástico.  
Remove the two screws through the undertail to separate plastic piece.

LADO DERECHO  
RIGHT SIDE

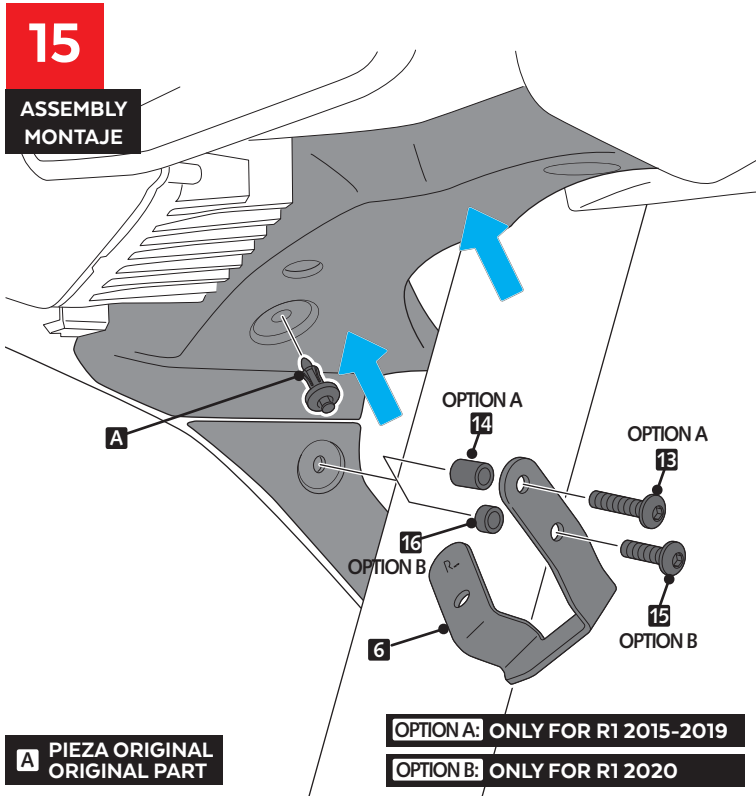
**14**

ASSEMBLY  
MONTAJE



**15**

ASSEMBLY  
MONTAJE



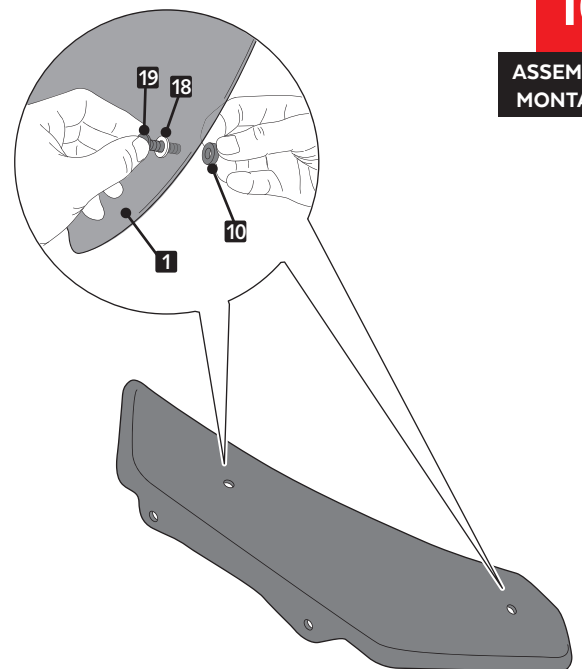
**A** PIEZA ORIGINAL  
ORIGINAL PART

**OPTION A:** ONLY FOR R1 2015-2019

**OPTION B:** ONLY FOR R1 2020

**16**

ASSEMBLY  
MONTAJE

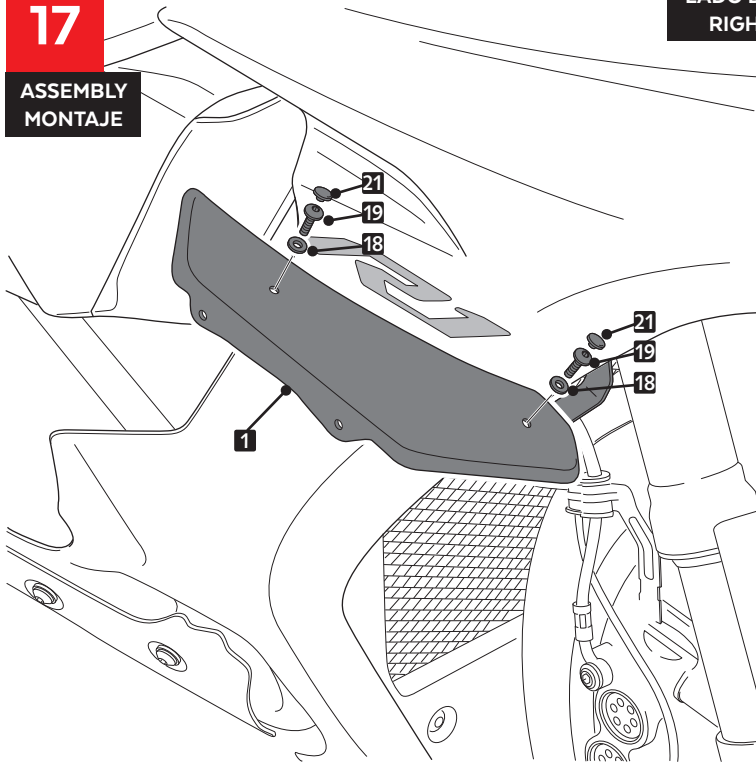


# YAMAHA YZF-R1 '15-

INSTRUCCIONES DE MONTAJE - MOUNTING INSTRUCTIONS - MONTAGEANLEITUNG

**17**

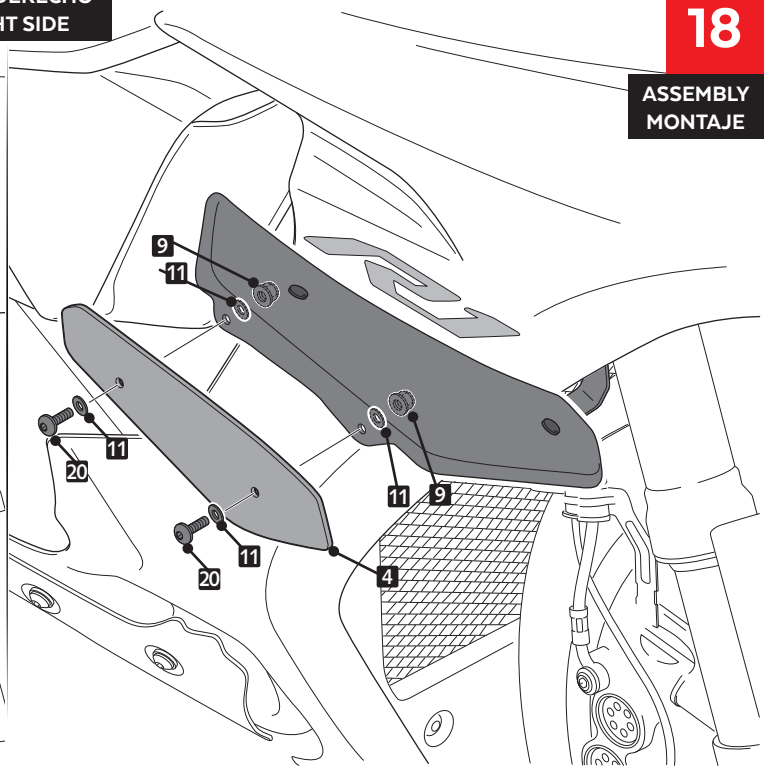
ASSEMBLY  
MONTAJE



LADO DERECHO  
RIGHT SIDE

**18**

ASSEMBLY  
MONTAJE



COLOCACIÓN SEPARADOR DE SILICONA ( ID 17 )  
PLACEMENT OF THE SILICON SPACER ( ID 17 )

