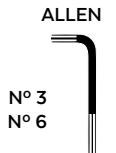


# PIAGGIO VESPA GTS 125/300 '07-'22

## M O U N T I N G I N S T R U C T I O N S

REF 20500

**GTS SPORT WINDSHIELD**



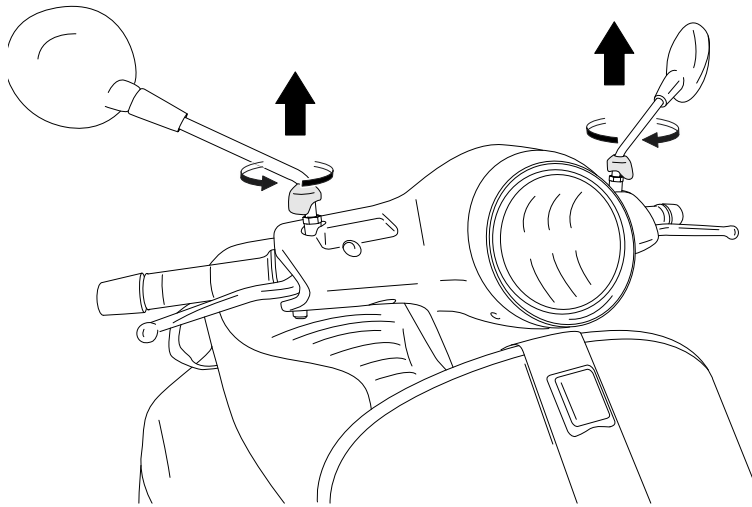
ID.	PIEZA/PART	DESCRIPCIÓN	DESCRIPTION	QTY.	REF.:
1		Cúpula Sport	Sport screen	1	10975W/HM3
2		Soporte Izquierdo	Left support	1	SOPOR2P3-L20500
3		Soporte derecho	Right support	1	SOPOR2P3-R20500
4		Casquillo Ø10xØ14 x25mm	Ø10xØ14x25mm Arrowhead	2	CASQUI-----234
5		Tornillo M8x45 DIN912 ( Rosca Izquierda )	Tornillo M8x45 DIN912 (Left Thread)	1	TORNI-D912--871
6		Tornillo M8x45 DIN912 ( Rosca Derecha )	Tornillo M8x45 DIN912 (Right Thread)	1	TORNI-AD912-508
7		tuerca autoblocante M8 ( Rosca Izquierda )	tuerca autoblocante M8 (Left Thread)	1	TUERCA-----809
8		tuerca autoblocante M8 ( Rosca Derecha )	tuerca autoblocante M8 (Right Thread)	1	TUEA-D985.8-M8-
9		Silentblock Ø9xØ6x8mm	Ø9xØ6x8mm silentblock	4	AROPASACABLES-3
10		Casquillo con valona Ø12xØ6,8x7,3	Ø12xØ6,8x7,3 bush with flange	4	CASQUI-1A---750
11		Tornillo allen M5x16 Ø11 ISO 7380	M5x16 Ø11 ISO 7380 allen screw	4	TORNI-I7380-493
12		Tapón tornillo M5 ISO 7380	M5 ISO 7380 screw cap	4	TAPON-----85
13		Arandela Grower M8 DIN127 ( negra )	M8 DIN127 Grower washer	2	ARAND-G8----505
14		Arandela M8 DIN125 ( negra )	M8 DIN125 washer (black)	2	ARANDPD125A-018
15		Tapón tuerca M8	M8 nut cap	2	CAPERUTM8--21/2
16		Tapón M8 DIN 912	M8 DIN912 screw cap	2	TAPA--CHC1145OE

# PIAGGIO VESPA GTS 125/300 '07-'22

INSTRUCCIONES DE MONTAJE - MOUNTING INSTRUCTIONS - MONTAGEANLEITUNG

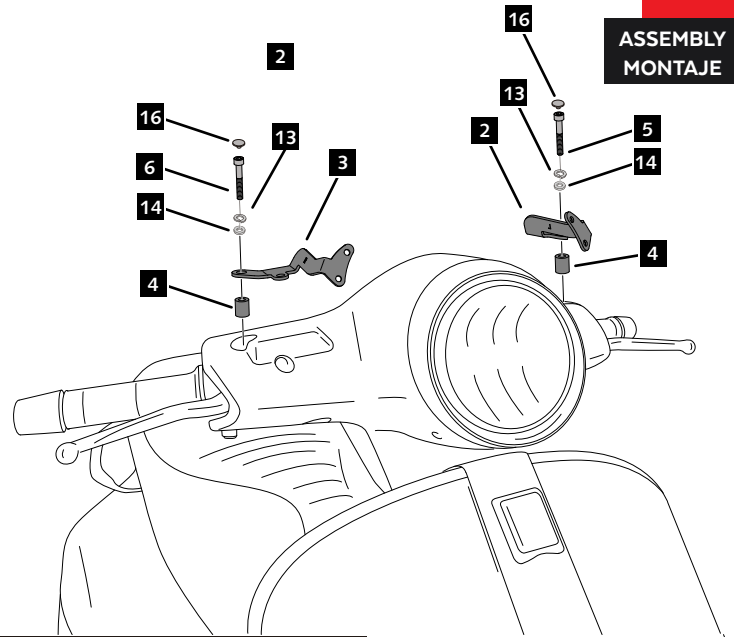
**1**

**DISASSEMBLY  
DESMONTAJE**



**2**

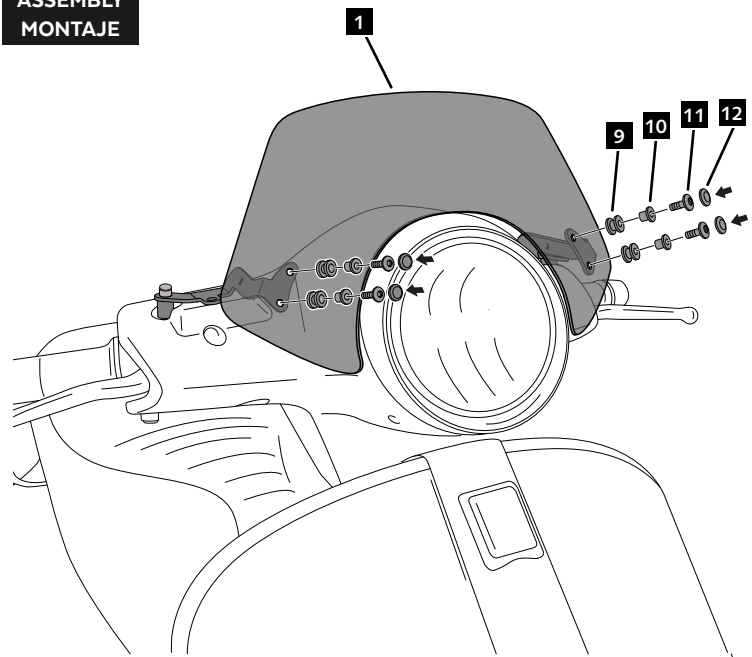
**ASSEMBLY  
MONTAJE**



**6** Par de apriete - 20 N.m  
**5** Tightening torque - 20N.m

**3**

**ASSEMBLY  
MONTAJE**



**4**

**ASSEMBLY  
MONTAJE**

