

ROYAL ENFIELD HIMALAYAN 450 '24-

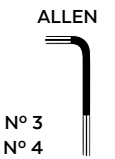
M O U N T I N G I N S T R U C T I O N S

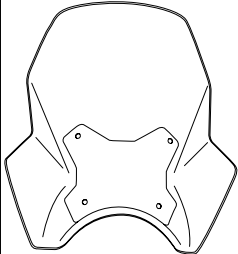
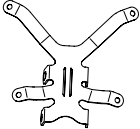






REF 22113

CÚPULA REGULABLE / ADJUSTABLE SCREEN



**COMPATIBLE WITH
ORIGINAL HANDGUARDS
EXCEPT IN
THE MOST INCLINED POSITION**



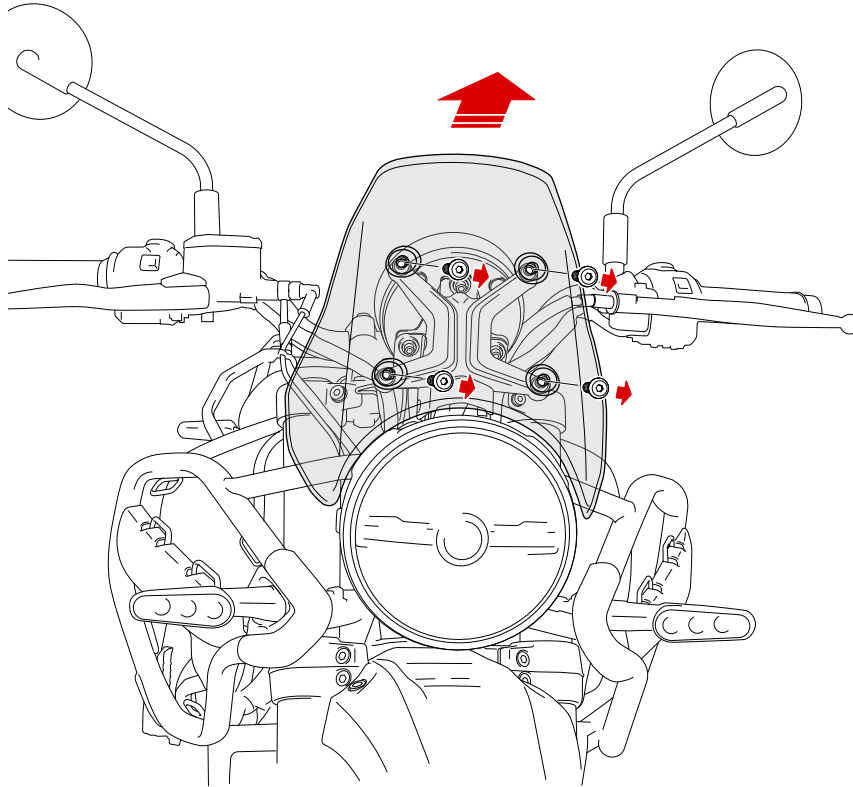
ID.	PIEZA/PART	DESCRIPCIÓN	DESCRIPTION	QTY.	REF.:
1		Cúpula	Screen	1	22113H/F/WM3
2		Soporte	Support	1	SOPORIP3--22113
3		Pomo Ø26 M6x20	Ø26 M6x20 knob	1	POMO-----22113
4		Arandela de contacto M6 NF25511	M6 NF25511 contact washer	1	ARAND-----934
5		Arandela de goma Ø4,5 x Ø11 x 2mm	Ø4,5 x Ø11 x 2mm Rubber washer	4	ARAND-EPDM--722
6		Arandela cónica de plástico Ø20x Ø6 x 5mm	Plastic conical washer Ø20x Ø6 x 5mm	4	ARANDENND20-030
7		Tornillo Allen M5x16 DIN7991	M5x16 DIN7991 Allen screw	4	TORNI-D7991-867
8		Tapón tornillo M5 DIN7991	M5 DIN7991 Screw cap	4	TAPON-----92

ROYAL ENFIELD HIMALAYAN 450 '24-

INSTRUCCIONES DE MONTAJE - MOUNTING INSTRUCTIONS - MONTAGEANLEITUNG

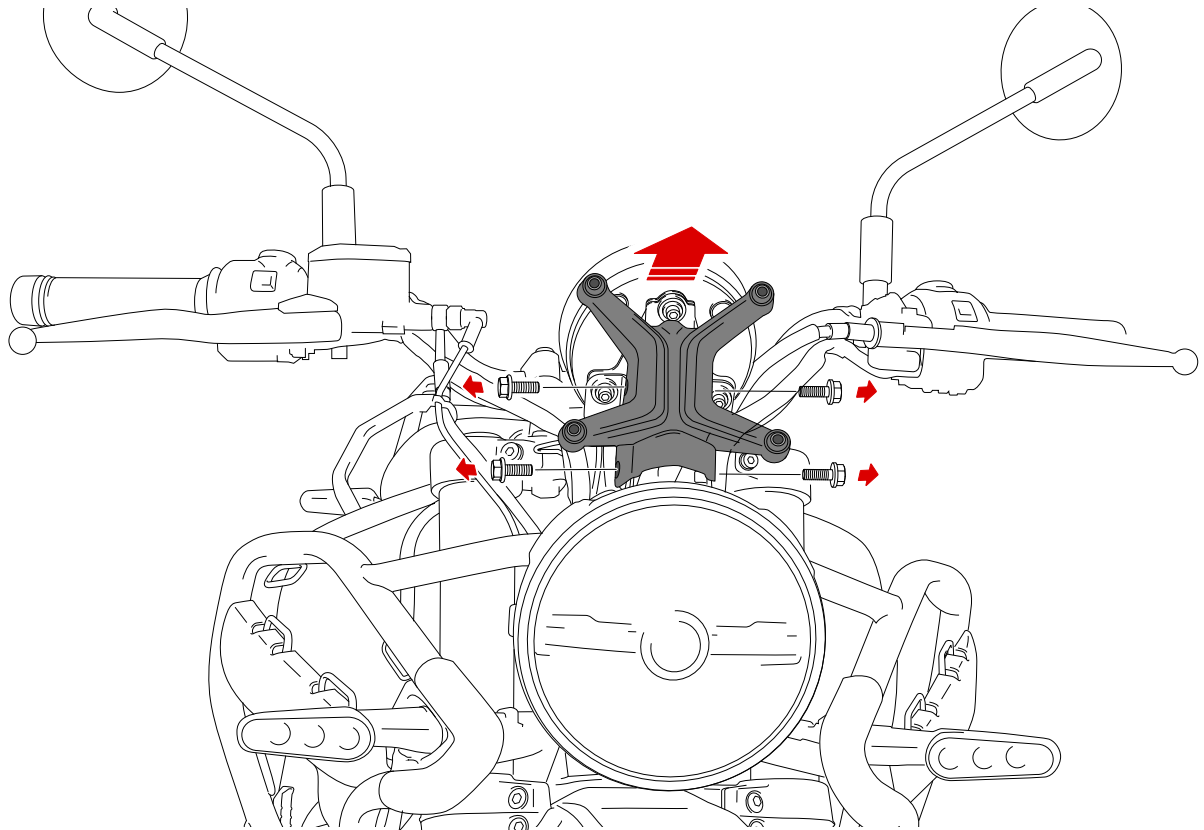
1

DISASSEMBLY
DESMONTAJE



2

DISASSEMBLY
DESMONTAJE

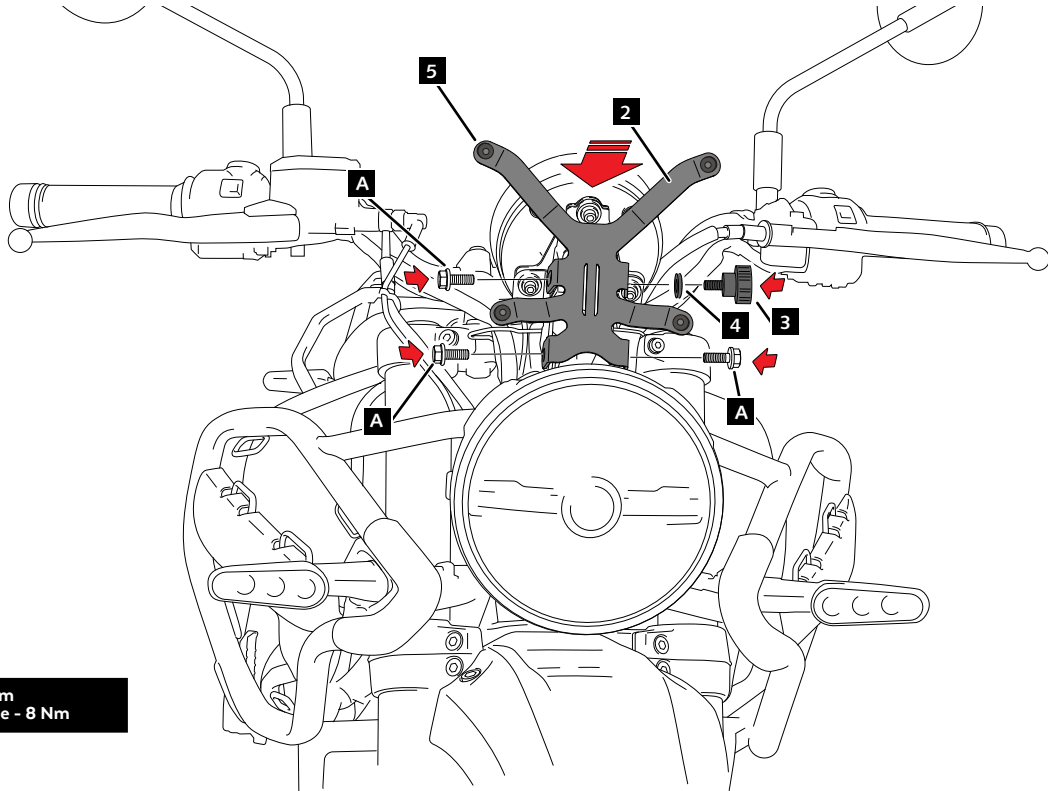


ROYAL ENFIELD HIMALAYAN 450 '24-

INSTRUCCIONES DE MONTAJE - MOUNTING INSTRUCTIONS - MONTAGEANLEITUNG

3

ASSEMBLY
MONTAJE



A Tornillería original
Original screws

A Par apriete - 8 Nm
Tightening torque - 8 Nm

4

ASSEMBLY
MONTAJE

