

HONDA

CRF1100L AFRICA TWIN ADVENTURE SPORTS '20-

M O U N T I N G I N S T R U C T I O N S

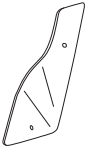
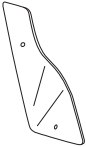

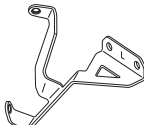







REF 3823

FRONT DEFLECTORS



ALLEN
Nº 3
Nº 4
Nº 5



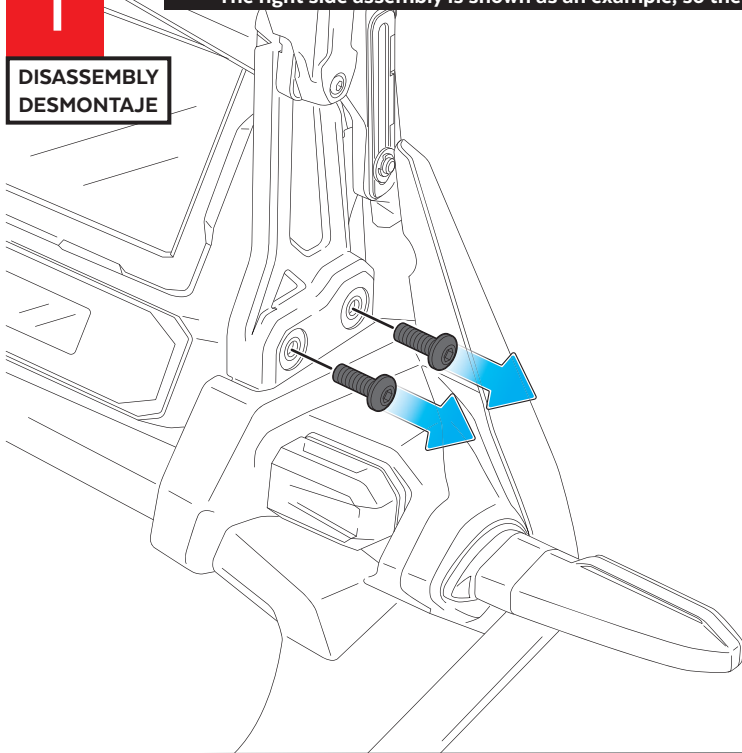
ID	PIEZA/PART	DESCRIPCIÓN	DESCRIPTION	QTY	REF
1		Deflector derecho	Right deflector	1	3823W/H/FM3
2		Deflector izquierdo	Left deflector	1	3823W/H/FM3
3		Soporte derecho (R)	Right support (R)	1	SOPOR2P6-R-3823
4		Soporte izquierdo (L)	Left support (L)	1	SOPOR2P6-L-3823
5		Casquillo Ø13x Ø8x 3,5	Ø13x Ø8x 3,5 spacer	4	CASQUI-----775
6		Tornillo Allen M6x20 Ø14 ISO 7380	M6x20 Ø14 ISO 7380 Allen screw	4	TORNI-I7380-404
7		Tapón tornillo M6 ISO 7380	M6 ISO 7380 screw cap	4	TAPON-----86
8		Arandela de goma Ø4,5 x Ø11 x 2mm	Ø4,5 x Ø11 x 2mm nylon washer	4	ARAND-EPDM--722
9		Tornillo Allen M5x11 Ø11 ISO 7380	M5x11 Ø11 ISO 7380 Allen screw	4	TORNI-AI----520
10		Arandelas de nylon M5	M5 nylon washer	4	ARNV0000000245
11		Tapón tornillo M5 ISO 7380	M5 ISO 7380 screw cap	4	TAPON-----85
12		Separador de silicona Ø8 x2 (Se suministra montado con la pieza 3 y 4)	Ø8 x2 silicon spacer (Supplied already mounted on item 3-4)	2	ADHESI-GT-D8---

HONDA CRF1100L AFRICA TWIN ADVENTURE SPORTS '20-

INSTRUCCIONES DE MONTAJE - MOUNTING INSTRUCTIONS - MONTAGEANLEITUNG

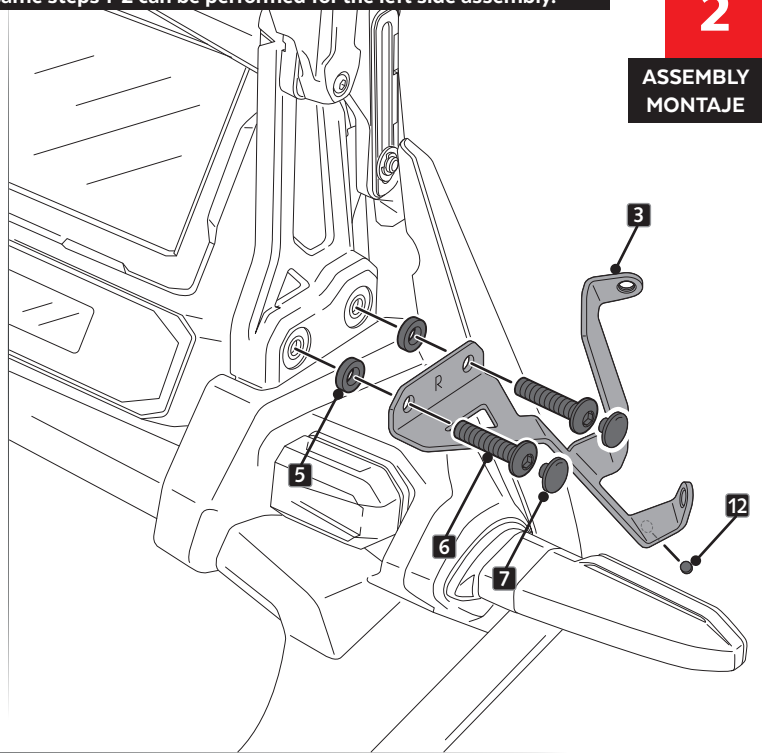
1

DISASSEMBLY
DESMONTAJE



2

ASSEMBLY
MONTAJE



3

ASSEMBLY
MONTAJE

