

KAWASAKI ZX-10R '11-'22 / KAWASAKI ZX-10RR '17-'22

M O U N T I N G I N S T R U C T I O N S

REF 21514N

TAPAS LATERAL IZQUIERDO / LEFT SIDE COVERS



1 Person

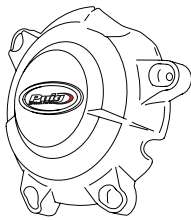



30 min



EASY



ID.	PIEZA / PART	DESCRIPCIÓN	DESCRIPTION	QTY.	REF.:
1		Tapa izquierda	Left cover	1	PT.K06.1A
2		Tornillo M6x35 DIN6921	M6x35 DIN6921 screw	4	-

RECOMENDAMOS MONTAR LOS TORNILLOS APRETANDO UNIFORMEMENTE UNO TRAS OTRO, PARA APRETAR FINALMENTE CON DINAMOMÉTRICA
WE RECOMMEND TO MOUNT THE SCREWS UNIFORMLY TIGHTENING ONE AFTER THE OTHER, TO FINALLY TIGHTEN WITH DYNAMOMETRIC

**CONSULTAR EN NUESTRA PAGINA WEB LA DISPONIBILIDAD DEL VIDEO DE MONTAJE DE ESTA REFERENCIA.
CONSULT OUR WEBSITE THE VIDEO MOUNT AVAILABILITY OF THIS REFERENCE.**



KAWASAKI ZX-10R '11-'22 / KAWASAKI ZX-10RR '17-'22

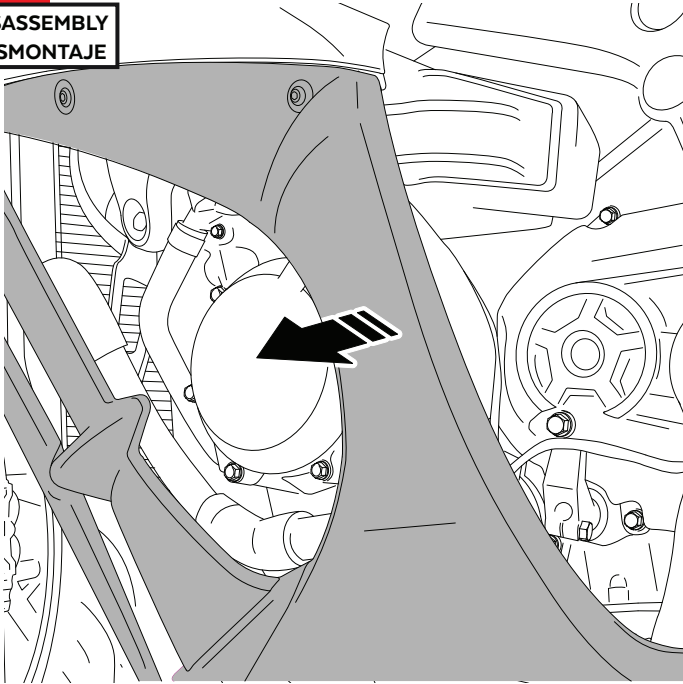
REF 21514N

INSTRUCCIONES DE MONTAJE - MOUNTING INSTRUCTIONS - MONTAGEANLEITUNG

1

DESMONTAR EL CARENADO /
REMOVE THE COVER

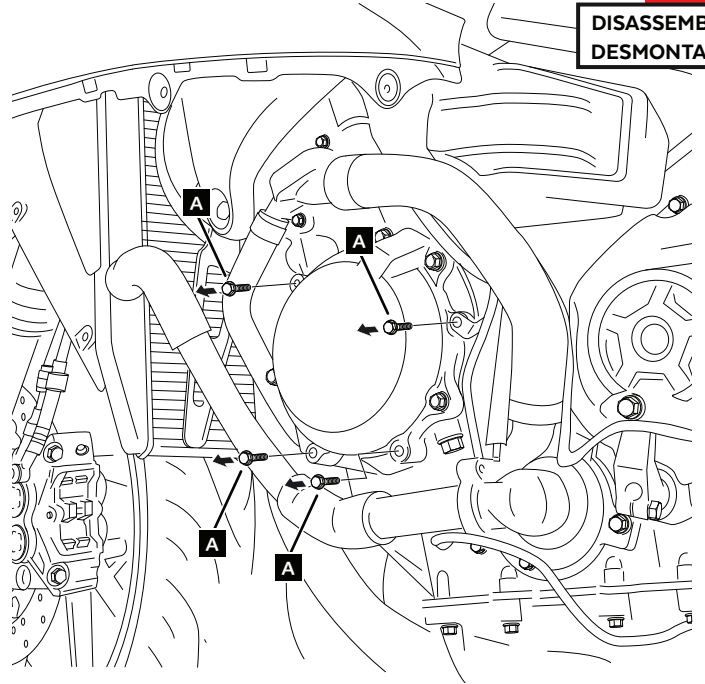
DISASSEMBLY
DESMONTAJE



2

A Tornillería original
Original screws

DISASSEMBLY
DESMONTAJE



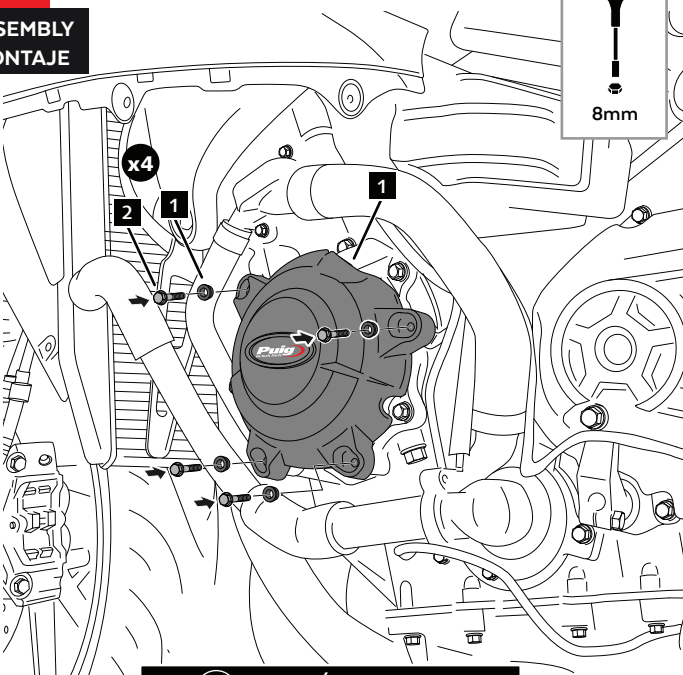
3


ASSEMBLY
MONTAJE

TUBE



8mm

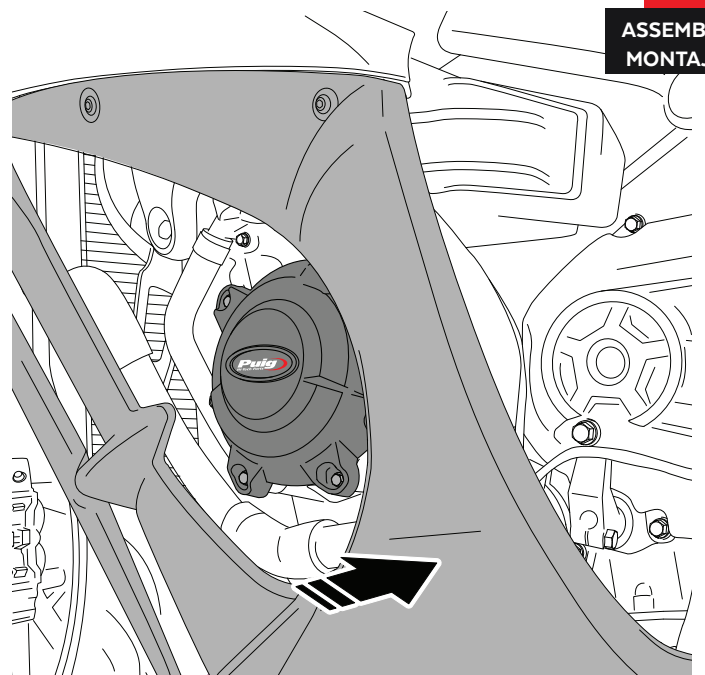


2  9,80 N/m - Par de apriete
7,23 lbf/ft - Tightening torque

MONTAR EL CARENADO /
ASSEMBLE THE COVER

4

ASSEMBLY
MONTAJE



KAWASAKI ZX-10R '11-'22 / KAWASAKI ZX-10RR '17-'22

M O U N T I N G I N S T R U C T I O N S

REF 21514N

TAPAS LATERAL DERECHO / RIGHT SIDE COVERS



1 Person



30 min



EASY



ID.	PIEZA / PART	DESCRIPCIÓN	DESCRIPTION	QTY.	REF.:
1		Tapa derecha 1	Right cover 1	1	PT.K06.2A
2		Tapa derecha 2	Right cover 2	1	PT.K06.3B
3		Tornillo M6x30 DIN6921	M6x30 DIN6921 screw	4	-
4		Tornillo M6x35 DIN6921	M6x35 DIN6921 screw	3	-

RECOMENDAMOS MONTAR LOS TORNILLOS APRETANDO UNIFORMEMENTE UNO TRAS OTRO, PARA APRETAR FINALMENTE CON DINAMOMÉTRICA
WE RECOMMEND TO MOUNT THE SCREWS UNIFORMLY TIGHTENING ONE AFTER THE OTHER, TO FINALLY TIGHTEN WITH DYNAMOMETRIC

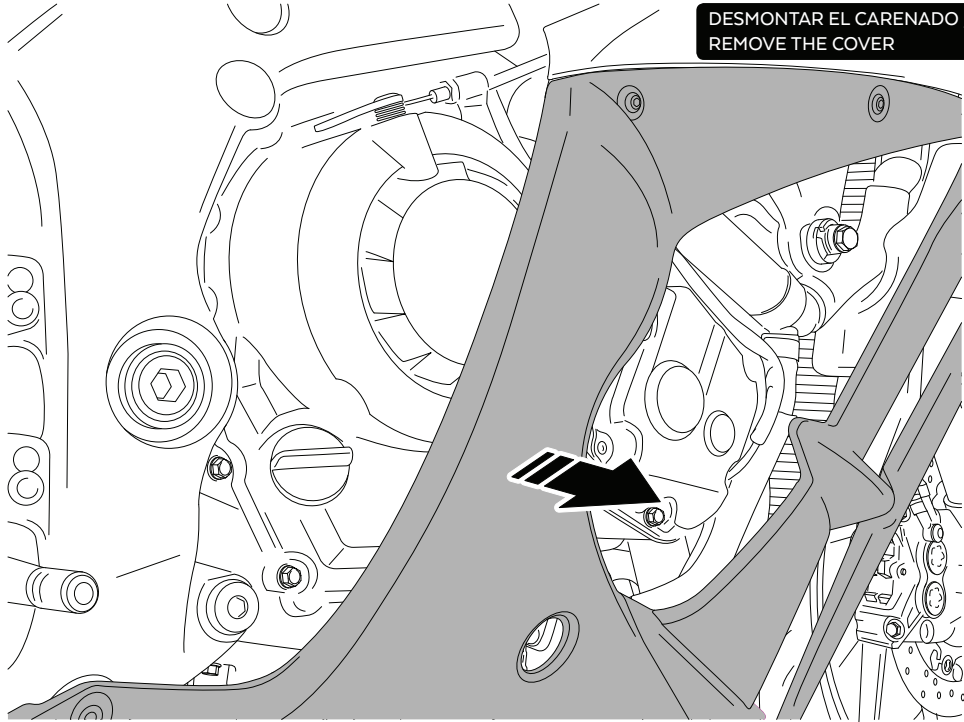
KAWASAKI ZX-10R '11-'22 / KAWASAKI ZX-10RR '17-'22

REF 21514N

INSTRUCCIONES DE MONTAJE - MOUNTING INSTRUCTIONS - MONTAGEANLEITUNG

1

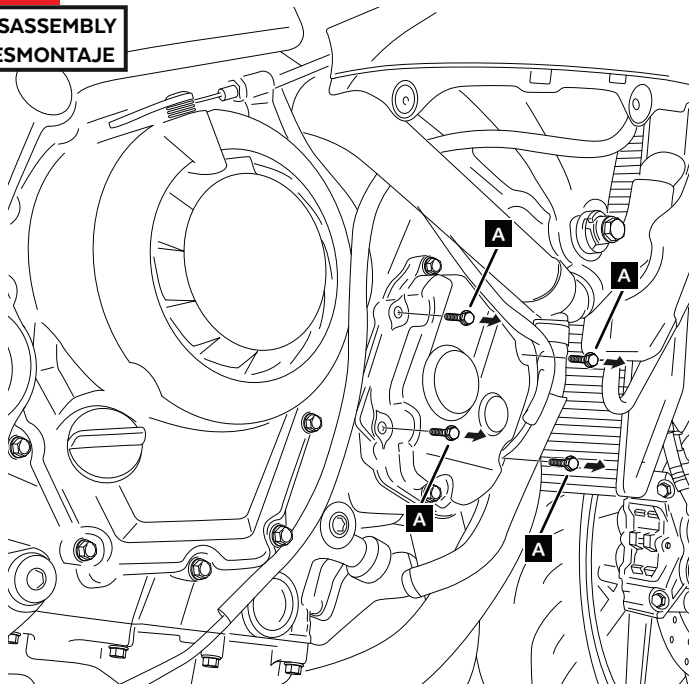
DISASSEMBLY
DESMONTAJE



2

DISASSEMBLY
DESMONTAJE

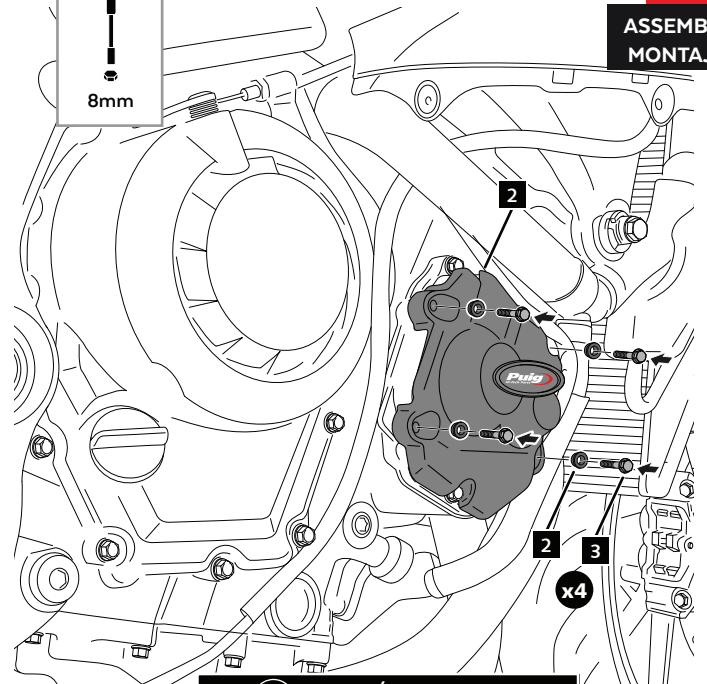
A Tornillería original
Original screws



3

ASSEMBLY
MONTAJE

TUBE



3 9,80 N/m - Par de apriete
7,23 lbf/ft - Tightening torque

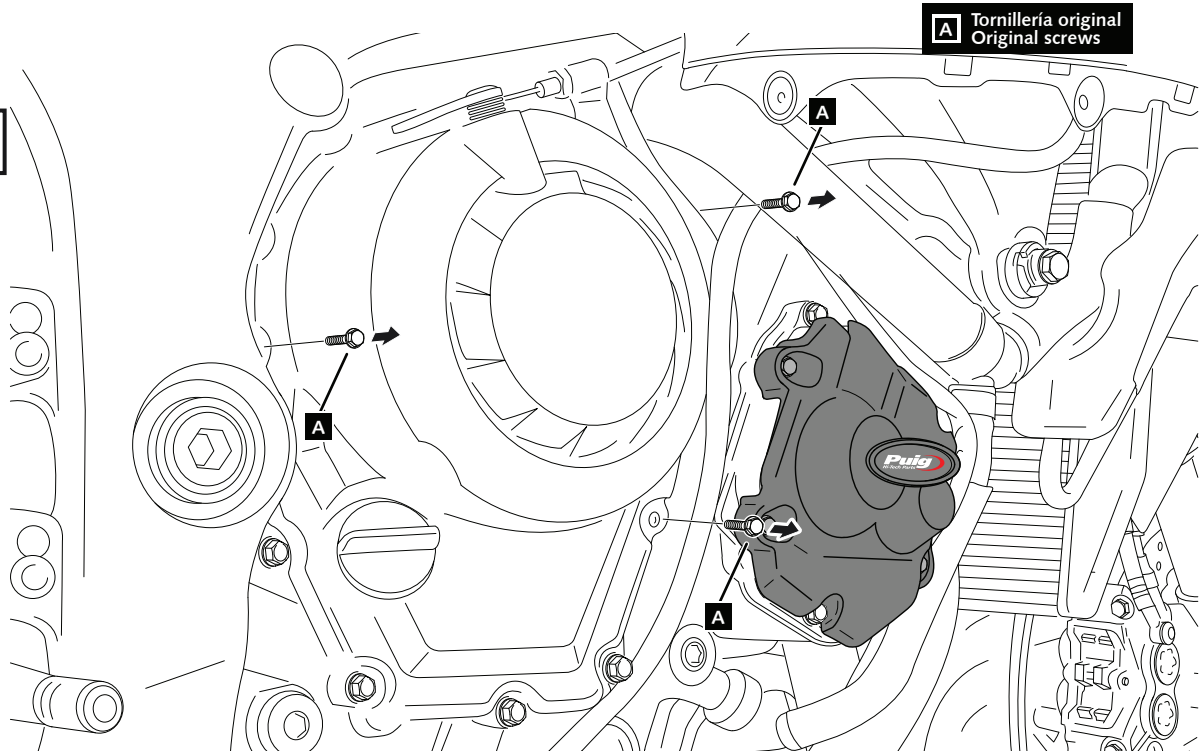
KAWASAKI ZX-10R '11-'22 / KAWASAKI ZX-10RR '17-'22

REF 21514N

INSTRUCCIONES DE MONTAJE - MOUNTING INSTRUCTIONS - MONTAGEANLEITUNG

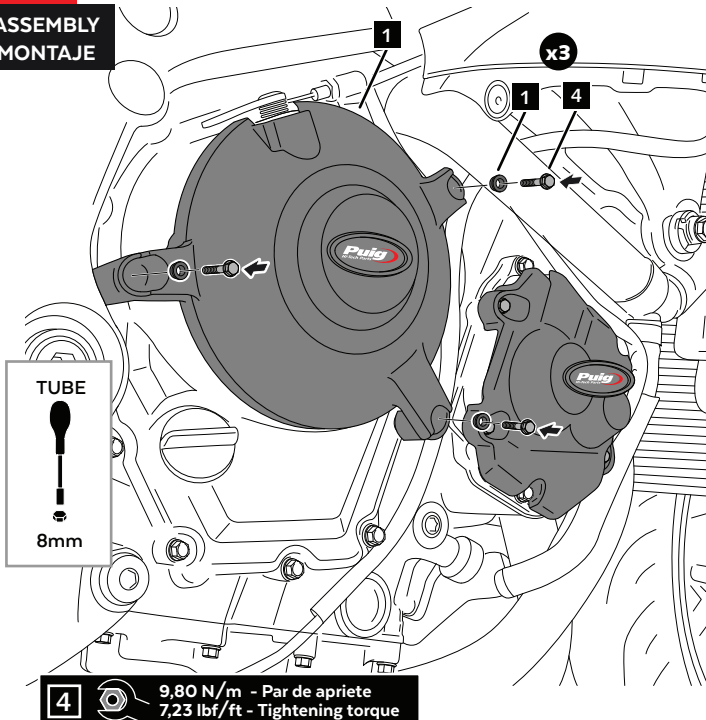
4

**DISASSEMBLY
DESMONTAJE**



5

**ASSEMBLY
MONTAJE**



**MONTAR EL CARENADO /
ASSEMBLE THE COVER**

6

**ASSEMBLY
MONTAJE**

