

BMW S 1000RR '19-'21
BMW S 1000R '20-'21
BMW S 1000XR '20-'21

M O U N T I N G I N S T R U C T I O N S

REF 21503N

TAPAS LATERAL IZQUIERDO / LEFT SIDE COVERS

ATENCIÓN: Tapas con avisador de desgaste homologadas por la Federación Internacional de Motociclismo (FIM). Aptas para uso en competición.

ATTENTION: Covers with a wear warning device approved by the International Motorcycling Federation (FIM). Suitable for use in competition.

ATTENTION: Protections Carters avec temoins d'usure Homologues par la FIM (Federation Internationale de Motocyclisme). Convienent pour un usage en competition.

ACHTUNG: Abdeckungen mit einer von der International Motorcycling Federation (FIM) zugelassenen Verschleißwarnvorrichtung. Geeignet für den Einsatz im Wettkampf.



1 Person

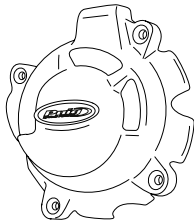



30 min



EASY



| ID. | PIEZA / PART | DESCRIPCIÓN | DESCRIPTION | QTY. | REF.: |
|-----|---|------------------------|---------------------|------|-----------------|
| 1 |  | Tapa izquierda | Left cover | 1 | CONJUNTO--20215 |
| 2 |  | Tornillo M6x40 DIN6921 | M6x40 DIN6921 screw | 4 | - |

**CONSULTAR EN NUESTRA PAGINA WEB LA DISPONIBILIDAD DEL VIDEO DE MONTAJE DE ESTA REFERENCIA.
CONSULT OUR WEBSITE THE VIDEO MOUNT AVAILABILITY OF THIS REFERENCE.**



**BMW S 1000RR '19-'21
BMW S 1000R '20-'21
BMW S 1000XR '20-'21**

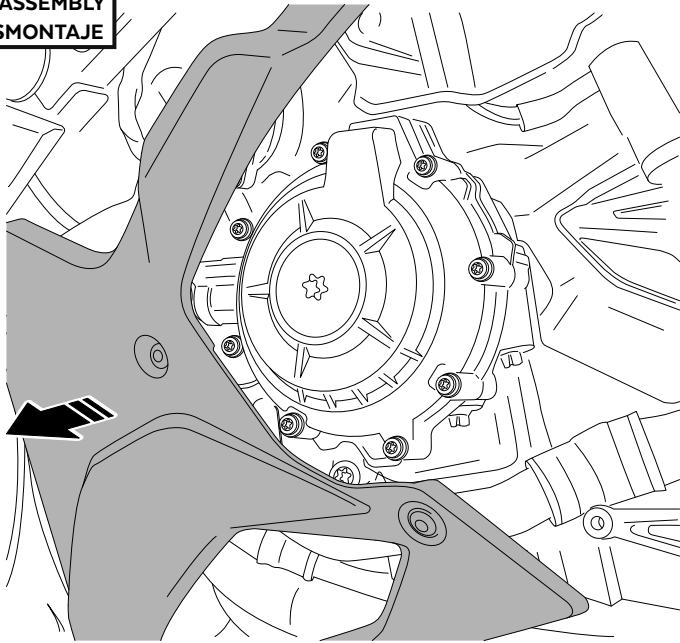
REF 20503N

INSTRUCCIONES DE MONTAJE - MOUNTING INSTRUCTIONS - MONTAGEANLEITUNG

1

DESMONTAR EL CARENADO /
REMOVE THE COVER

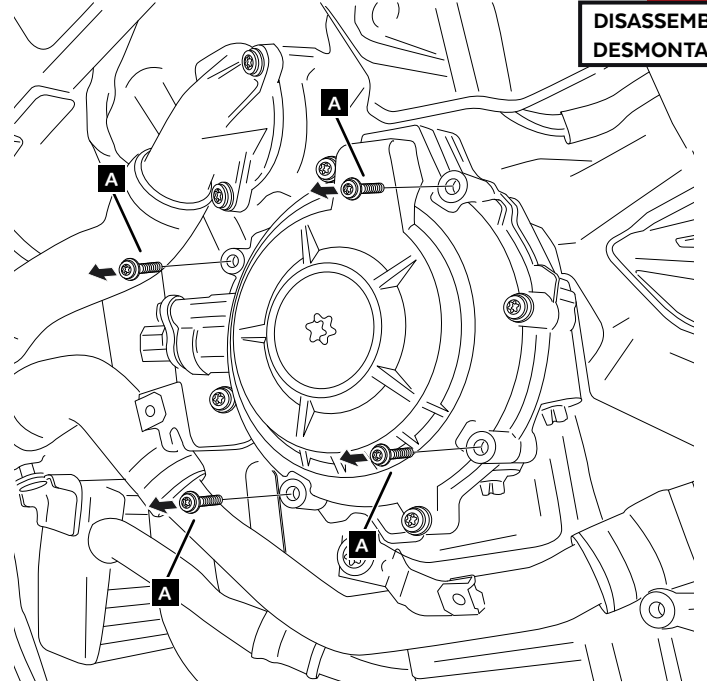
DISASSEMBLY
DESMONTAJE



2

A Tornillería original
Original screws

DISASSEMBLY
DESMONTAJE



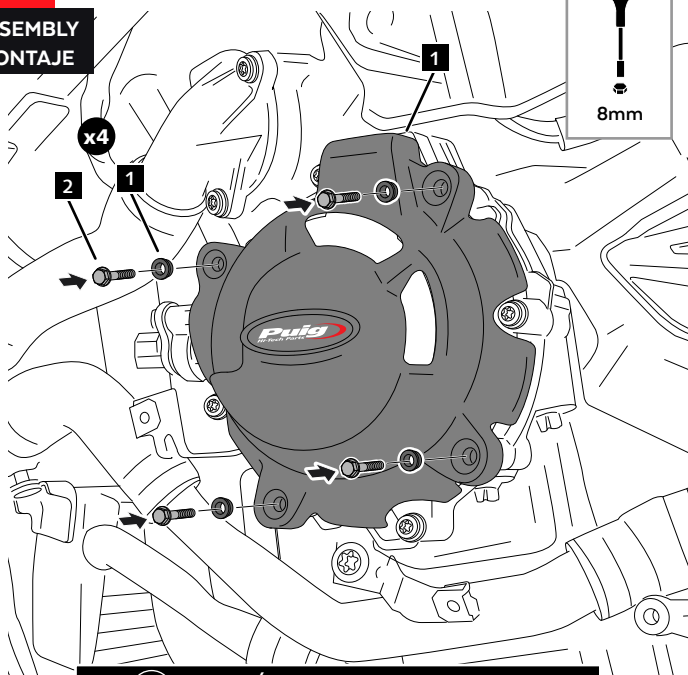
3

ASSEMBLY
MONTAJE

TUBE



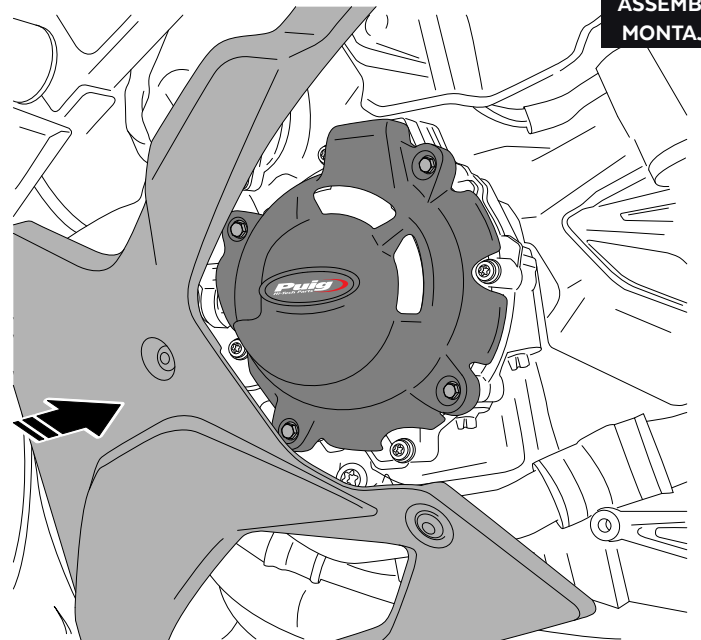
8mm



4

MONTAR EL CARENADO /
ASSEMBLE THE COVER

ASSEMBLY
MONTAJE



2 3,00 N/m + ángulo giro 90° - Par de apriete
2,21 lbf/ft + turning angle 90° - Tightening torque

BMW S 1000RR '19-'21
BMW S 1000R '20-'21
BMW S 1000XR '20-'21

M O U N T I N G I N S T R U C T I O N S

REF 21503N

TAPAS LATERAL DERECHO / RIGHT SIDE COVERS



1 Person



30 min



EASY



| ID. | PIEZA / PART | DESCRIPCIÓN | DESCRIPTION | QTY. | REF.: |
|-----|---|------------------------|---------------------|------|-----------------|
| 1 |  | Tapa derecha 1 | Right cover 1 | 1 | CONJUNTO--20215 |
| 2 |  | Tapa derecha 2 | Right cover 2 | 1 | CONJUNTO--20215 |
| 3 |  | Tornillo M6x15 DIN6921 | M6x15 DIN6921 screw | 1 | - |
| 4 |  | Tornillo M6x40 DIN6921 | M6x40 DIN6921 screw | 5 | - |
| 5 |  | Tornillo M6x45 DIN6921 | M6x45 DIN6921 screw | 1 | - |

**BMW S 1000RR '19-'21
BMW S 1000R '20-'21
BMW S 1000XR '20-'21**

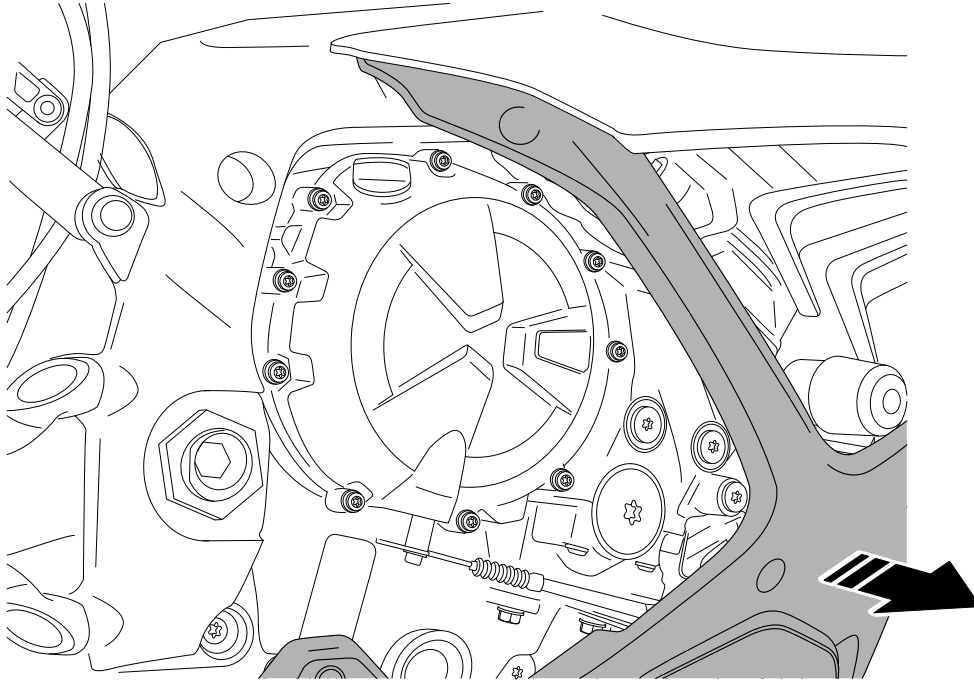
REF 20503N

INSTRUCCIONES DE MONTAJE - MOUNTING INSTRUCTIONS - MONTAGEANLEITUNG

1

DISASSEMBLY
DESMONTAJE

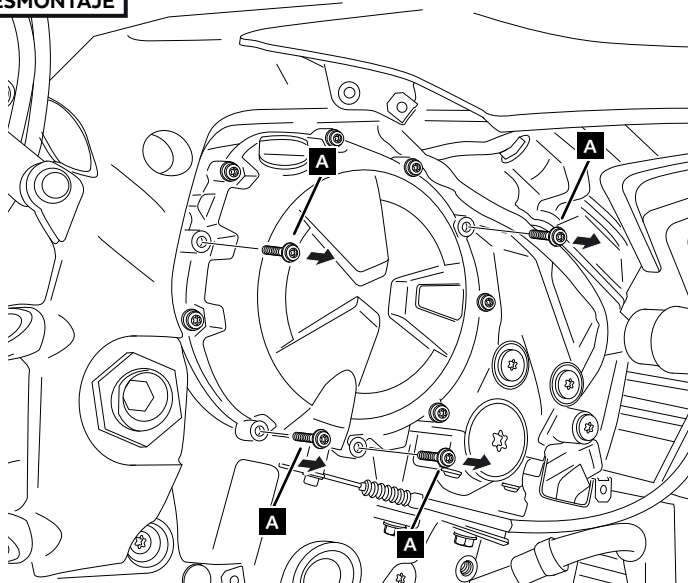
DESMONTAR EL CARENADO /
REMOVE THE COVER



2

DISASSEMBLY
DESMONTAJE

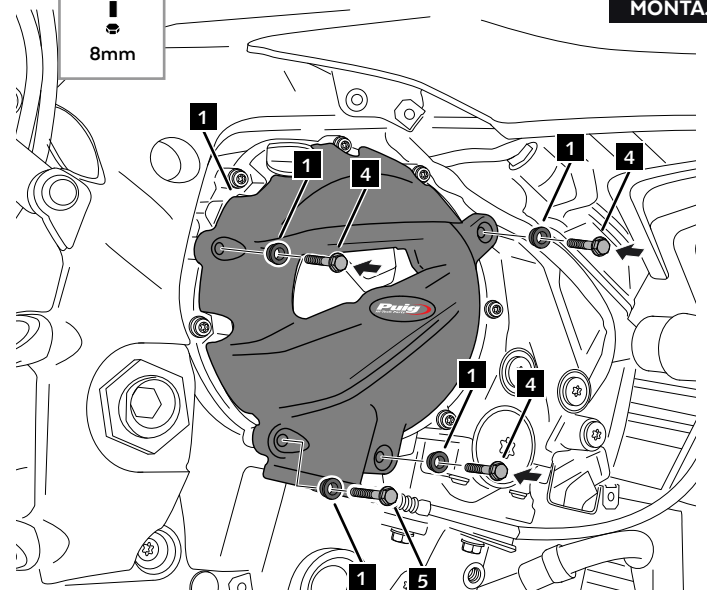
A Tornillería original
Original screws



3

ASSEMBLY
MONTAJE

TUBE



4-5

3,00 N/m + ángulo giro 90° - Par de apriete
2,21 lbf/ft + turning angle 90° - Tightening torque

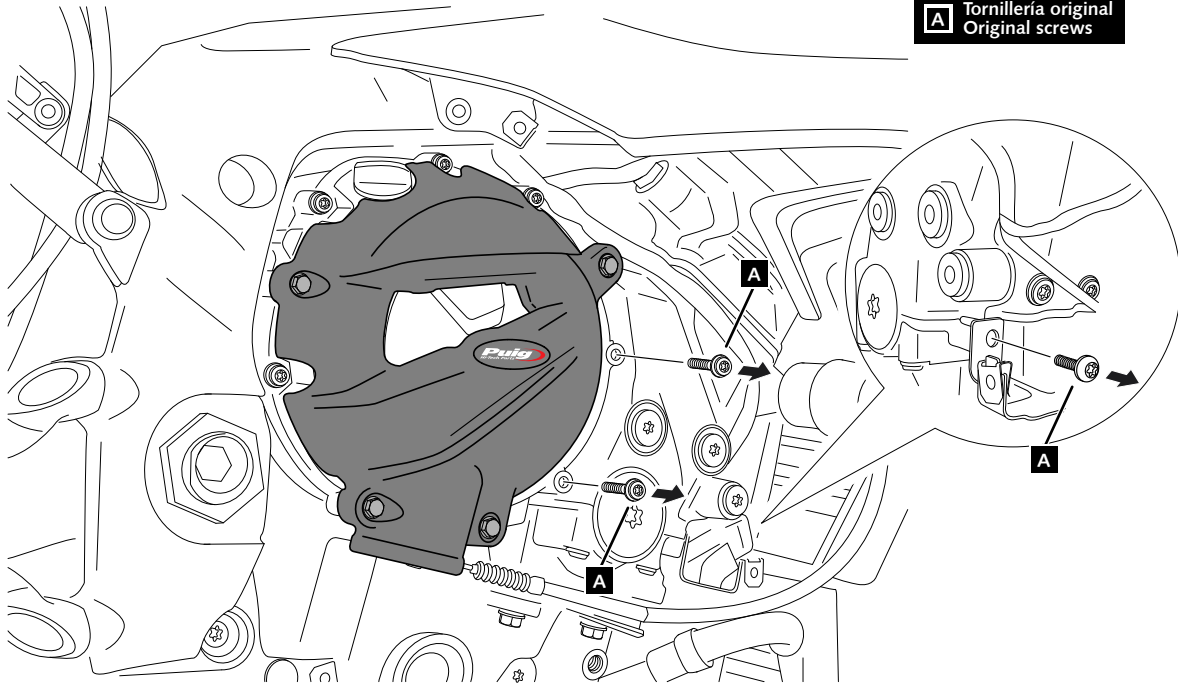
**BMW S 1000RR '19-'21
BMW S 1000R '20-'21
BMW S 1000XR '20-'21**

REF 20503N

INSTRUCCIONES DE MONTAJE - MOUNTING INSTRUCTIONS - MONTAGEANLEITUNG

4

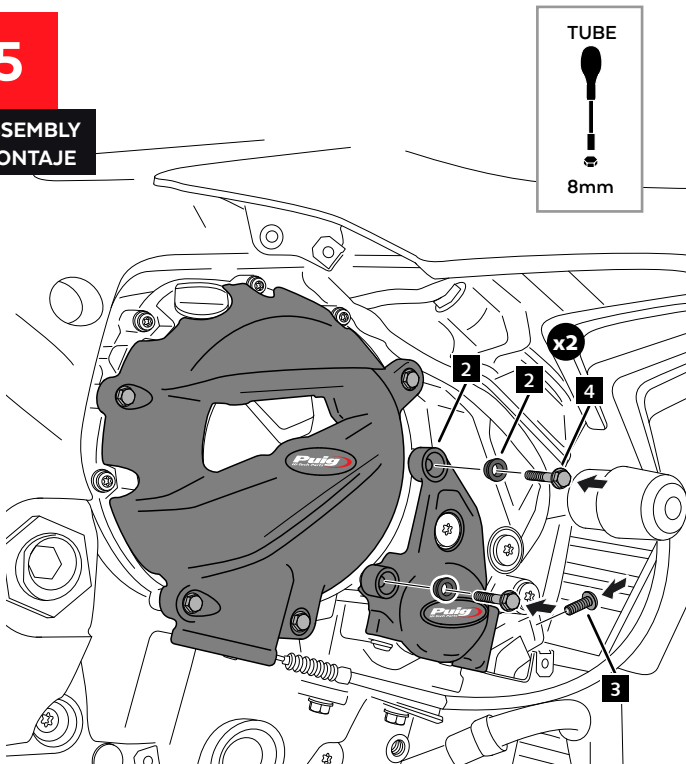
DISASSEMBLY
DESMONTAJE



A Tornillería original
Original screws

5

ASSEMBLY
MONTAJE



TUBE

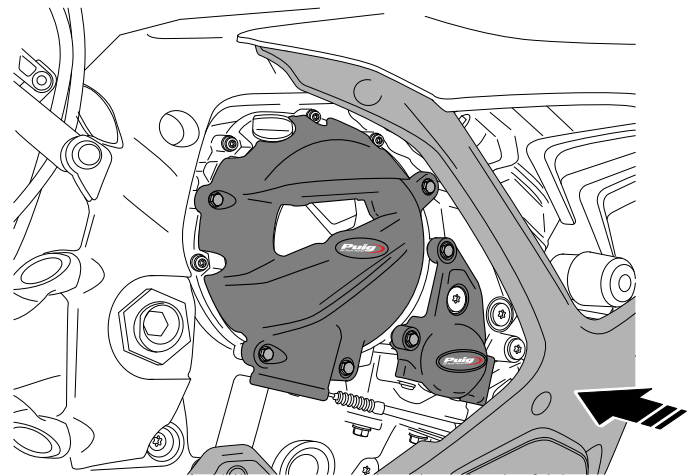


8mm

MONTAR EL CARENADO /
ASSEMBLE THE COVER

6

ASSEMBLY
MONTAJE



4 9,00 N/m - Par de apriete
6,64 lbf/ft - Tightening torque