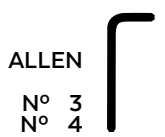



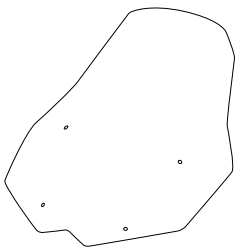
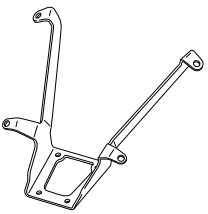





YAMAHA NIKEN / NIKEN GT '18-'22

M O U N T I N G I N S T R U C T I O N S

REF 2385

TOURING SCREEN



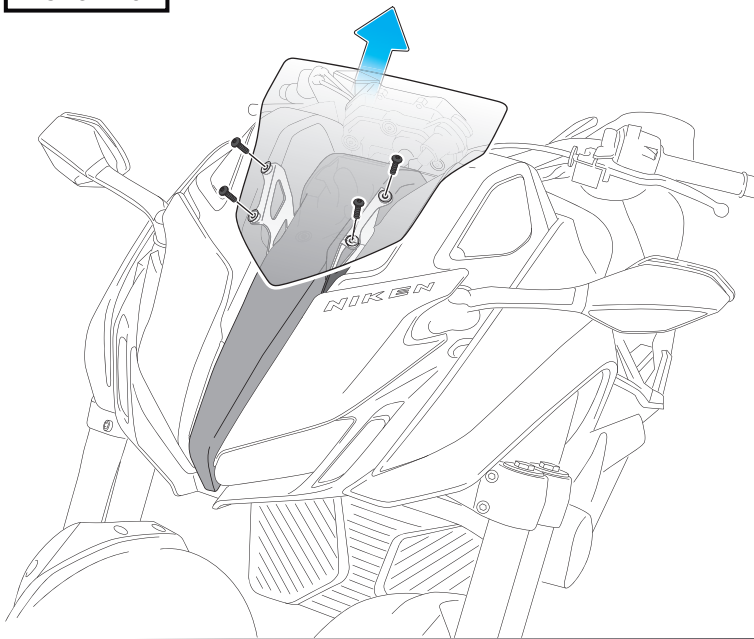
ID	PIEZA/PART	DESCRIPCIÓN	DESCRIPTION	QTY	REF
1		Cúpula touring	Touring screen	1	21724 H/N/WM3
2		Soporte metálico	Metal support	1	SOPOR-1P-7-2385
3		Silentblock M5	M5 silentblock	4	SILENBTM5-046/1
4		Tornillo Allen M5x20 Ø11 ISO 7380	M5x20 Ø11 ISO 7380 Allen screw	4	TORNI-I7380-730
5		Arandela de nylon M5x1	M5x1 Nylon washer	4	ARNV00000000245
6		Tapón tornillo M5 ISO 7380	M5 ISO 7380 Screw cap	4	TAPON-----85
7		Arandela de goma Ø4,5 x Ø11 x 2mm	Ø4,5 x Ø11 x 2mm Rubber washer	4	ARAND-EPDM--722

YAMAHA NIKEN / NIKEN GT '18-'22

INSTRUCCIONES DE MONTAJE - MOUNTING INSTRUCTIONS - MONTAGEANLEITUNG

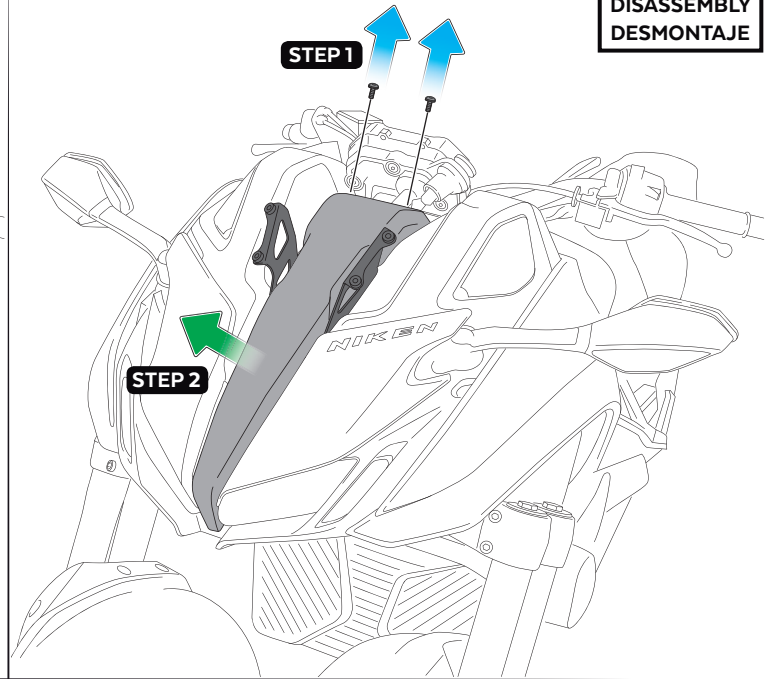
1

DISASSEMBLY
DESMONTAJE



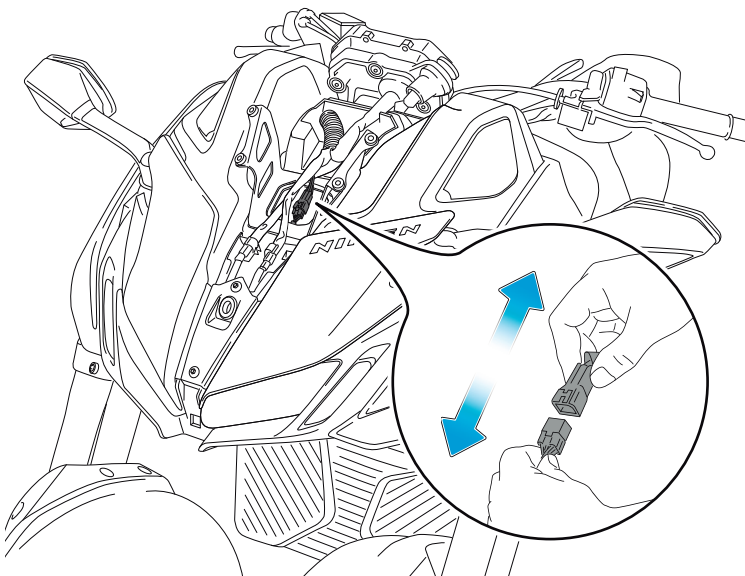
2

DISASSEMBLY
DESMONTAJE



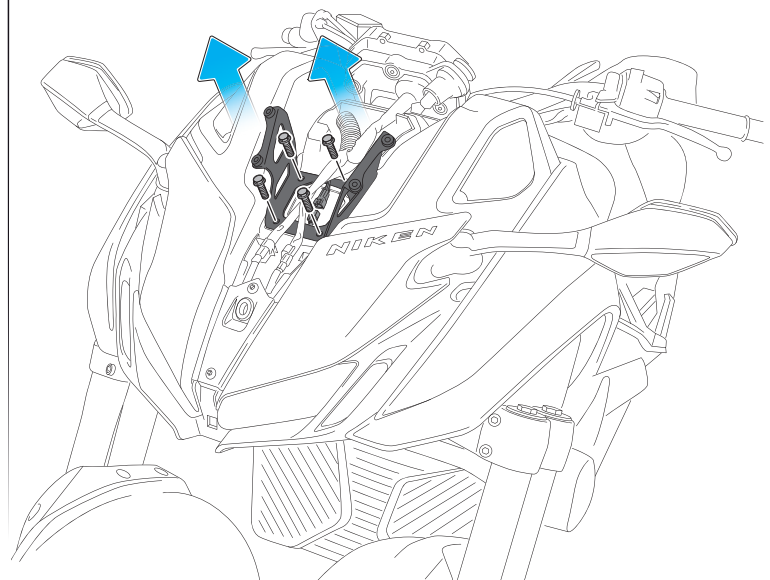
3

DISASSEMBLY
DESMONTAJE



4

DISASSEMBLY
DESMONTAJE

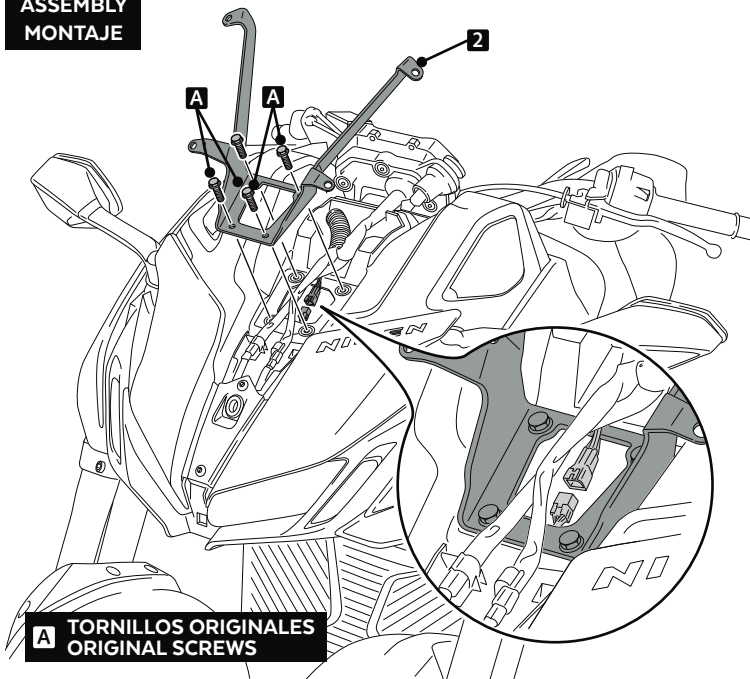


YAMAHA NIKEN / NIKEN GT '18-'22

INSTRUCCIONES DE MONTAJE - MOUNTING INSTRUCTIONS - MONTAGEANLEITUNG

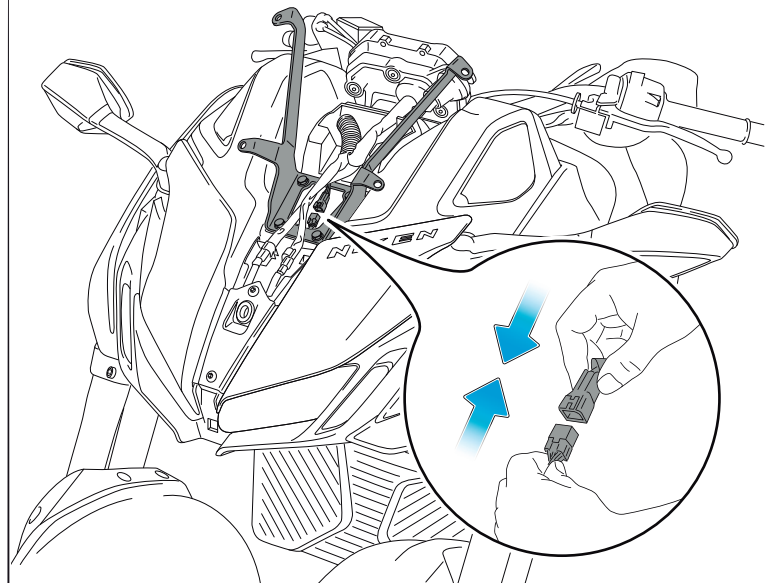
5

ASSEMBLY
MONTAJE



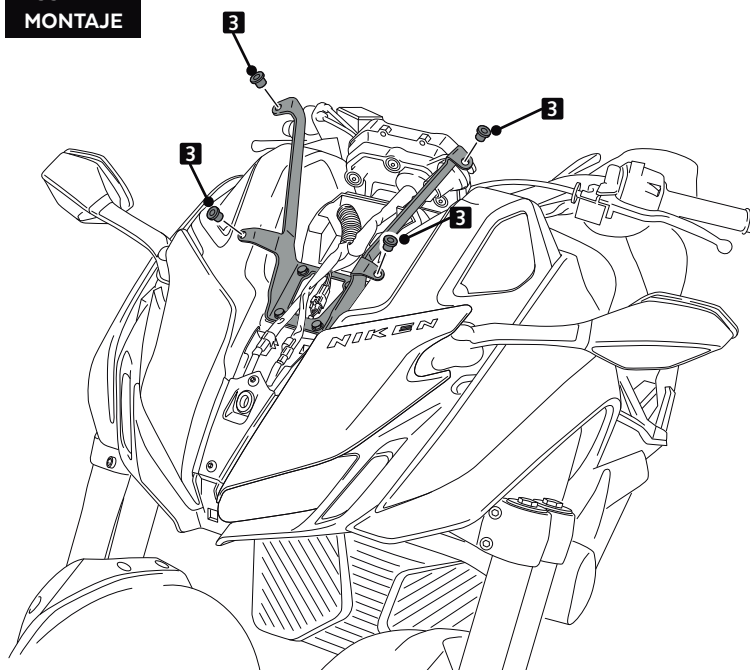
6

ASSEMBLY
MONTAJE



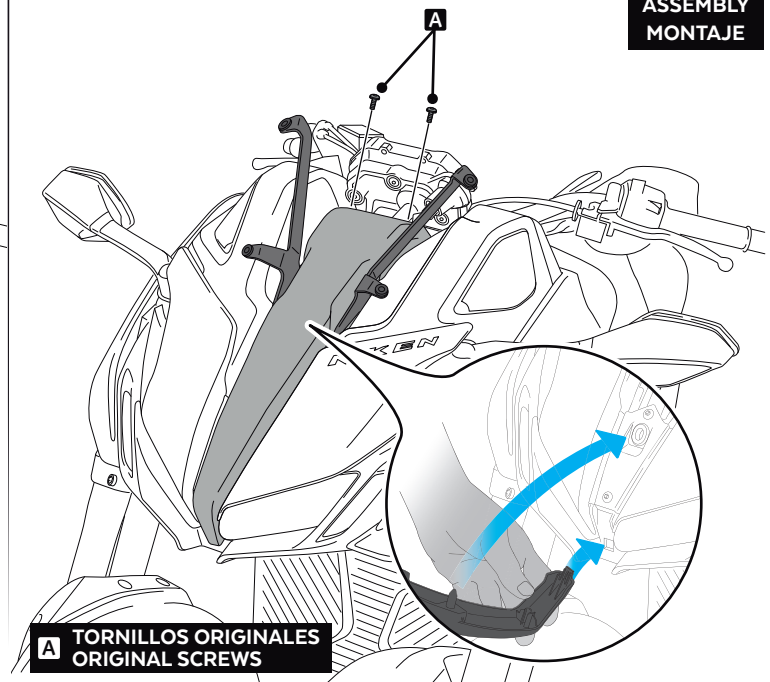
7

ASSEMBLY
MONTAJE



8

ASSEMBLY
MONTAJE



YAMAHA NIKEN / NIKEN GT '18-'22

INSTRUCCIONES DE MONTAJE - MOUNTING INSTRUCTIONS - MONTAGEANLEITUNG

9

ASSEMBLY
MONTAJE

