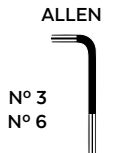


PIAGGIO VESPA GTS 125/300 '23-

M O U N T I N G I N S T R U C T I O N S

REF 21768

GTS SPORT WINDSHIELD



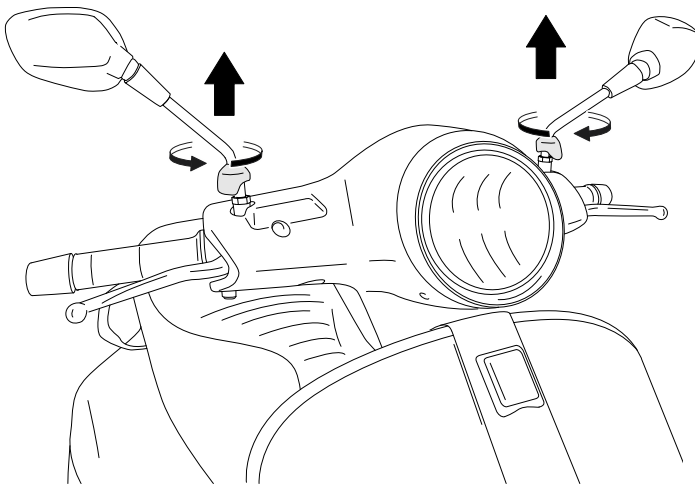
ID.	PIEZA/PART	DESCRIPCIÓN	DESCRIPTION	QTY.	REF.:
1		Cúpula Sport	Sport screen	1	10975W/HM3
2		Soporte Izquierdo	Left support	1	SOPOR2P5-L21768
3		Soporte derecho	Right support	1	SOPOR2P5-R21768
4		Casquillo Ø10,5x Ø16x 30mm	Ø10,5x Ø16x 30mm Arrowhead	2	CASQUI-----557
5		Tornillo M10x50 DIN912 (paso 125, rosca izquierda)	Tornillo M10x50 DIN912 (Pitch 125, Left thread)	1	TORNI-D912--915
6		Tornillo M10x50 DIN912 (paso 125, rosca derecha)	Tornillo M10x50 DIN912 (Pitch 125, Right thread)	1	TORNI-D912--916
7		tuerca autoblocante M10 (paso 125, rosca izquierda)	M10 lock nut (Pitch 125, Left thread)	1	TUERCA-----810
8		tuerca autoblocante M10 (paso 125, rosca derecha)	M10 lock nut (Pitch 125, Right thread)	1	TUER-D985.6-843
9		Silentblock Ø9xØ6x8mm	Ø9xØ6x8mm silentblock	4	AROPASACABLES-3
10		Casquillo con valona Ø12xØ6,8x7,3	Ø12xØ6,8x7,3 bush with flange	4	CASQUI-1A---750
11		Tornillo allen M5x16 Ø11 ISO 7380	M5x16 Ø11 ISO 7380 allen screw	4	TORNI-I7380-493
12		Tapón tornillo M5 ISO 7380	M5 ISO 7380 screw cap	4	TAPON-----85
13		Arandela M10 NF 25511	M10 NF 25511 washer	2	ARAND-----804
14		Tapón tuerca M10	M10 nut cap	2	CAPERUTM10--008
15		Tapón M10 DIN 912	M10 DIN912 screw cap	2	TAPA--CHC10800E

PIAGGIO VESPA GTS 125/300 '23-

INSTRUCCIONES DE MONTAJE - MOUNTING INSTRUCTIONS - MONTAGEANLEITUNG

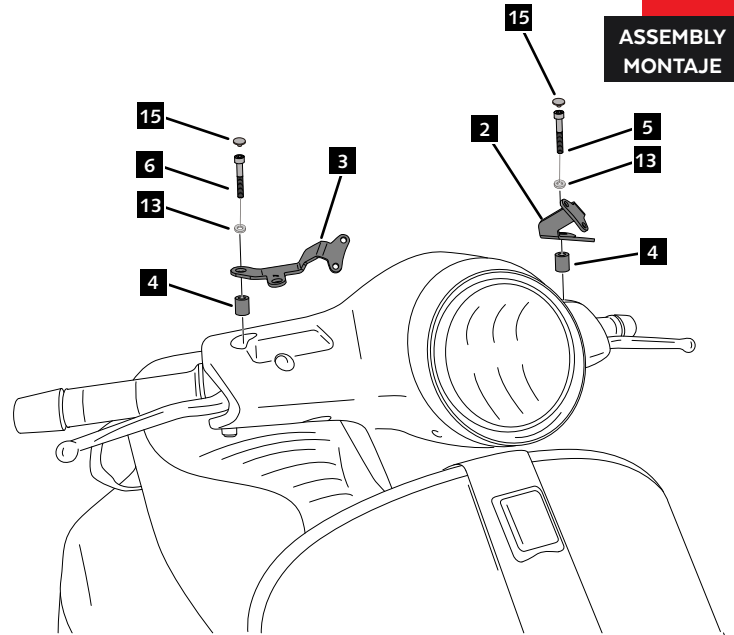
1


**DISASSEMBLY
DESMONTAJE**



2

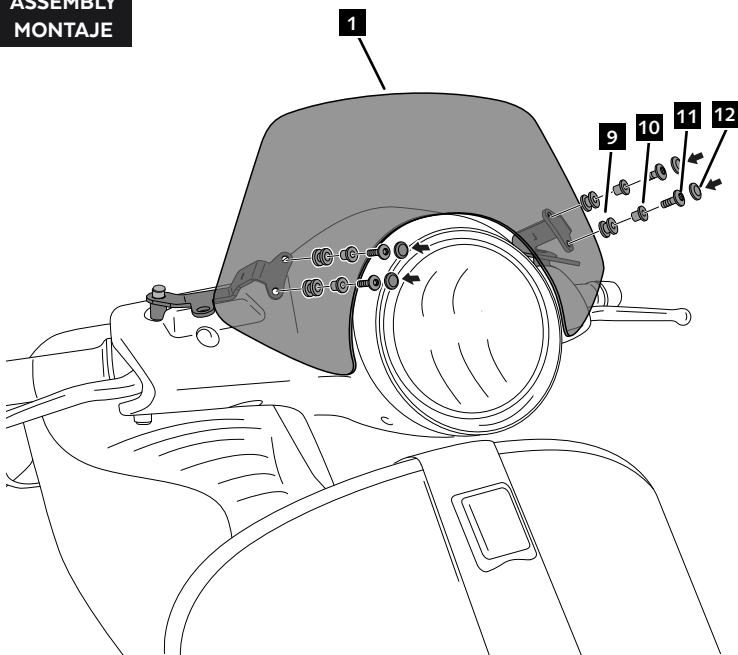
**ASSEMBLY
MONTAJE**



6  Par de apriete - 20 N.m
5 Tightening torque -20N.m

3

**ASSEMBLY
MONTAJE**



4

**ASSEMBLY
MONTAJE**

